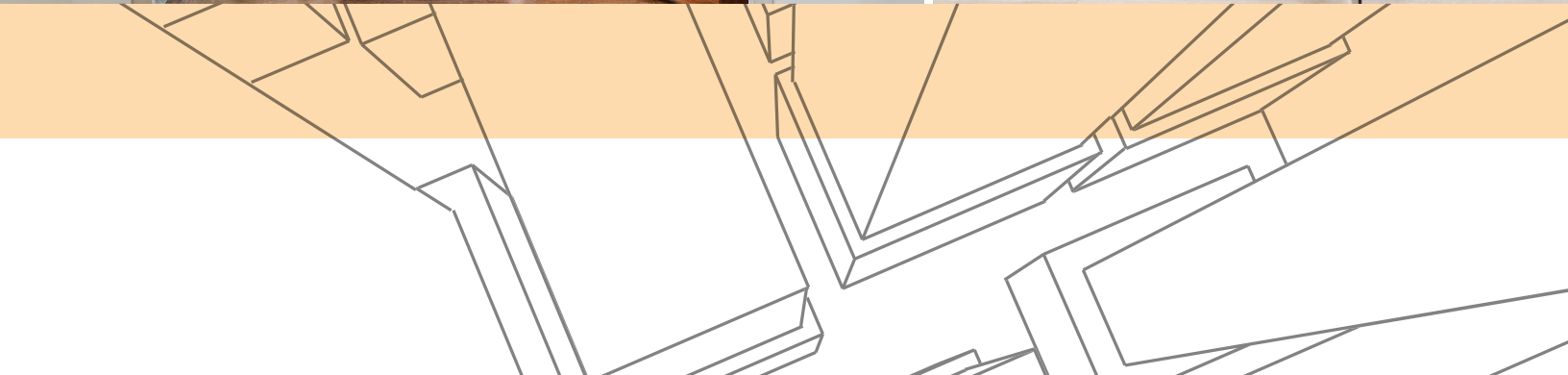





RENAISSANCE  
**BROCHURE**



## ABOUT FEDERAL ELEVATOR

- Established in 1988.
- Canadian company based in Mississauga, ON.
- Specialize in low to mid-rise residential and commercial elevators.
- Design, engineer, manufacture, install and service elevators sold direct to customer.
- Control test all elevators in manufacturing plant before unit is installed. Helps to ensure superior working order and long-lasting performance.
- Work with a network of Dealers that proudly promote and install our products for their customers.

## RENAISSANCE AT A GLANCE

- 3, 4 or 5HP "Super-hush" exclusive hydraulic pump and dry motor
- Capacity of 1000 lbs. (1500 lbs. available)
- Travels at 40 feet per minute (Can be increased, speak to a representative)
- Requires a small machine area to accommodate pump unit, controller and power disconnects
- Can be completely customizable to suit the surrounding décor
- Numerous safety features included in design.
- Interlock devices are installed on every landing to ensure that the door will not open if elevator is not at that floor. This is only one of the numerous safety features included.



## OUR SHOWROOM

- Visit us to try before you buy.
- Located in Mississauga, ON, features functioning elevators and displays of finishing and accessory options.
- Contact us to make an appointment.

# RENAISSANCE

We can design an elevator to complement your home. Some choices are represented here:

## CAB WALLS



**Recessed Maple**



**Recessed Oak**



**High Gloss – Shown in white\***



**Plastic Laminate Milled with Stainless Steel Trim**




**Glass**



**Shaker Panel\*\***

## CEILINGINGS



**LED Underlit with Chandelier**



**Skylight with LED Lights**



**Recessed Oak with Brass Halogen Lights**

\* Other colours available

\*\* Can only be applied to MDF cab walls

## CAB GATES



**Automatic Bifold**  
View from inside elevator  
Various heights available.  
These gates open and fold away from cab opening to allow for a clear entrance.



Various heights available.



Gold Glass



Gold Solid



Stainless-steel Glass



Stainless-steel Solid

## OTHER AVAILABLE OPTIONS:



**Stainless Steel 2-Speed**  
(Prime coat available)



**Stainless Steel 3-Speed**  
(Prime coat available)



**Glass 3-Speed**

## HANDRAILS



**Flat St. St. Handrail**  
(Standard)



**Rounded St. St.**

## DIGITAL POSITION INDICATOR



Applicable to hall stations

## CAR OPERATING PANELS



**Stainless Steel Rounded**



**Stainless Steel Rectangular**

## FINISH OPTIONS


Choose from the following finishes for a custom look. Finish to be applied to the car operating panel, handrail, telephone box (if applicable) and all hall stations.



**Antique Bronze**




**Antique Nickel**



**Bright Brass**



**Satin Chrome**



**Bright Stainless Steel**



**Black**



**Antique Bronze**  
finish shown here.

## CAB LIGHTS

Standard LED lights – these powerful lights emit no heat and have a long life span.



**Brushed Stainless steel**  
(standard)



**Chrome**



**Black**



**White**



**Brown**



**Bright Brass**

# RENAISSANCE

Choose from one of the following configurations to suit your project:

## GENERAL SPECIFICATIONS

### CAB SIZES

Width x Depth

36" X 48"      40" X 54"

36" X 54"      42" X 60"

36" X 60"      48" X 60"

### POWER

120V, Single Phase, 15 AMP  
(cab light disconnect)

240V, Single Phase, AMP dependent  
on HP required (Main Disconnect)

### CAPACITY

1000 lbs. (1500 lbs. available)

### DRIVE

1:2 Cable Hydraulic

### SPEED

40 fpm

### CONTROLS

Automatic Push Button

### EMERGENCY

Uninterrupted Battery Back-Up

### NUMBER OF STOPS

6 Maximum inline  
(to a maximum travel of 50ft)

### VALVE

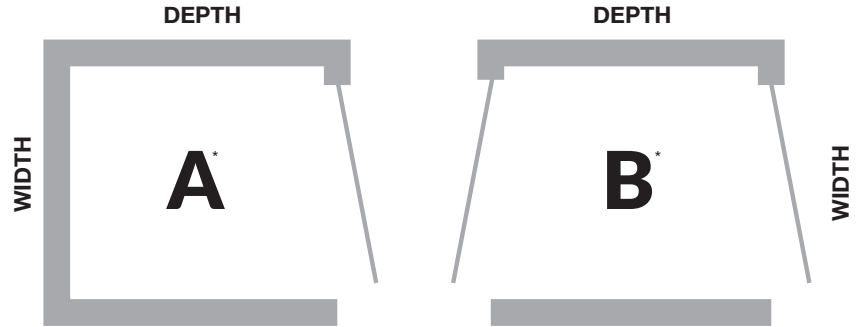
4 Coil Valve – SUPER HUSH  
Soft start and stop

### PARTS WARRANTY

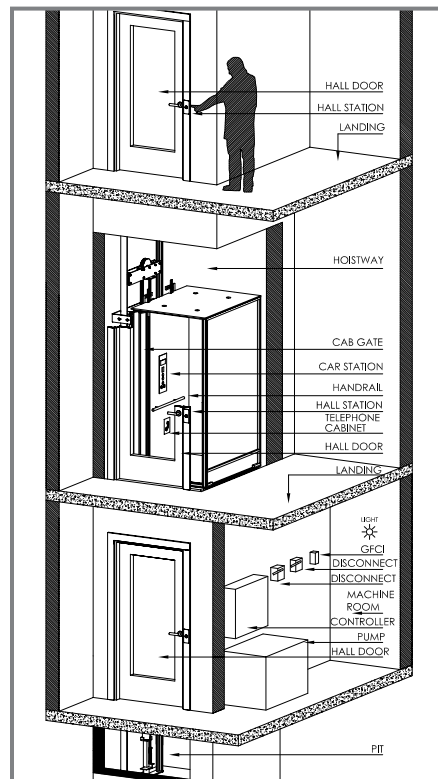
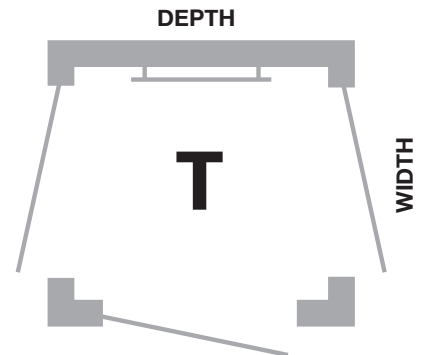
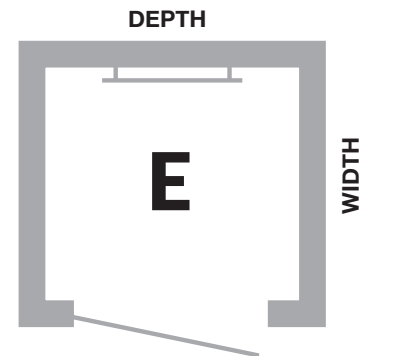
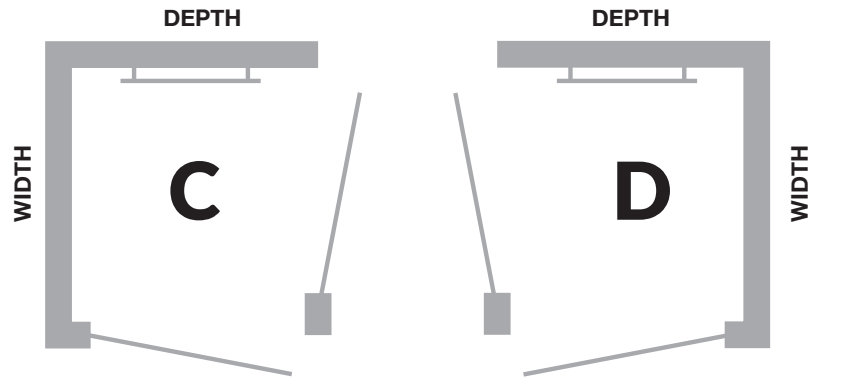
60 months (parts)\*\*

Please refer to our Planning Guide available on our website for all detailed measurements.

\*\* This warranty length will vary if unit is purchased from a Federal Dealer.



\* Note that rails can be placed on the left or right side of the hoistway when you are looking into the elevator from the landing.



Federal Elevator  
1090 Lorimar Drive  
Mississauga, ON L5S 2A1

Tel 905.458.4015  
1.888.785.5438



[www.federalevator.com](http://www.federalevator.com)