

LEGACY VOLT



Manufacturing Excellence & Building Relationships Since 1988



About Federal Elevator

- Established in 1988.
- Canadian company based in Mississauga, ON.
- Design, engineer, manufacture, install and service elevators sold direct to customer.
- Control test all elevators in manufacturing plant before unit is installed. Helps to ensure superior working order and long-lasting performance.
- Work with a network of Dealers that proudly promote and install our products for their customers.

Legacy Volt at a Glance

- Capacity of 750 lbs. (1000 lbs. available).
- Travels at a speed of up to 40 feet per minute in both directions.
- No machine room required. Needs space for controller and disconnects.
- Can be completely customizable to suit the surrounding décor.
- Interlock devices are installed on every landing to ensure that the door will not open if elevator is not at that floor. This is only one of the numerous safety features included.
- Emergency Battery Lowering with Overspeed Governor included.
- Quiet operation.

Our Showroom

Visit us to try before you buy. Our Showroom, located in Mississauga, ON, features functioning elevators and displays of finishing and accessory options. Contact us to make an appointment.



LEGACY VOLT

We can design an elevator to complement your home. Some choices are represented here:

Cab Walls

Standard choice one of:



Unfinished MDF
(standard)



Unfinished Oak
(standard)



Unfinished Maple
(standard)

Other available options:



Unfinished
Bamboo



Unfinished
Cherry



Unfinished
Walnut



Plastic Laminate Milled
with Stainless Steel Trim



Shaker Panel*



* Can only be applied to MDF cab walls

Cab Gates

Standard options:

Manual accordion Gate



Tan (standard)



White (standard)



Three vision panel gate
Various finishes available (standard)

Other available options:



Automatic Bifold Gate
View from inside elevator

These gates open automatically and fold away from cab opening to allow for a clear entrance.



Scissor Gate

Handrails



Brushed Stainless Steel (Standard)



Low Profile Stainless Steel

Car Operating Panels



Stainless Steel Radius (Standard)



Elongated COP With Telephone Box (Phone not included)

Digital Position Indicator

Applicable to hall stations



Located in hallway. DPI displays the floor your elevator is servicing

Hall Stations



Round Hall Station
Stainless-steel finish



Square Hall Station
Stainless-steel finish

Cab Lights

Standard LED lights – these powerful lights emit no heat and have a long life span.



Brushed Stainless steel (standard)



Chrome



Black

LEGACY VOLT

Choose from one of the following configurations to suit your project:

General Specifications

CAB SIZES

Width x Depth

36" X 48" 36" X 54"
 36" X 60" 40" X 54"
 42" X 60"

POWER

120V, Single Phase, 15 Amp or
 220V, Single Speed, 30 Amp

CAPACITY

1000 lbs.

DRIVE

Winding Drum

SPEED

40 fpm

CONTROLS

Automatic Push Button

EMERGENCY

Uninterrupted Battery Back-Up

NUMBER OF STOPS

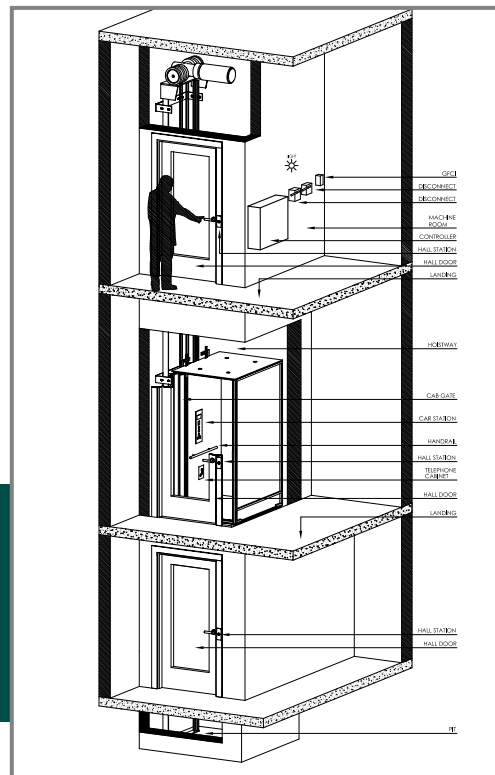
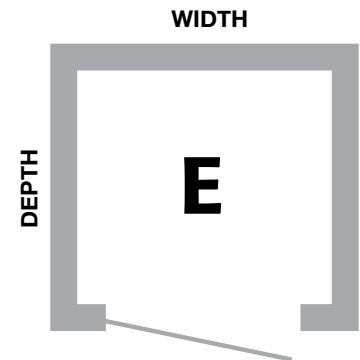
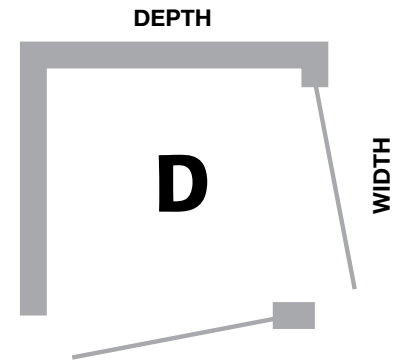
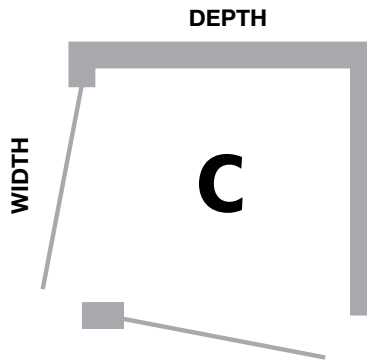
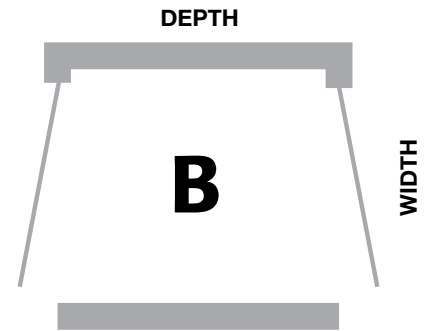
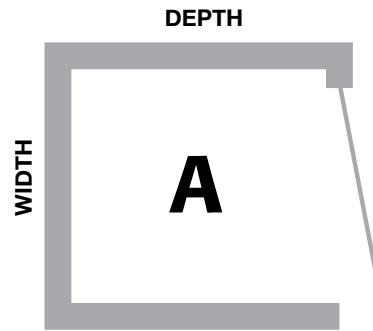
6 Maximum inline
 (to a maximum travel of 32ft)

DRIVE

Winding Drum

WARRANTY

36 months*



Please refer to our Planning Guide available on our website for all detailed measurements.

* This warranty length will vary if unit is purchased from a Federal Dealer.



1090 Lorimar Drive
 Mississauga, ON L5S 2A1

Tel 905.458.4015

Toll 1.888.785.5438

Fax 905.670.0017

www.federalelevator.com