30 YEARS FEDERAL ELEVATOR
1988–2018

RESIDENTIAL

Panorama & Renaissance

PLANNING GUIDE

This planning guide was created to assist home builders, architects, contractors, home owners and elevator professionals in planning for a residential elevator to meet the requirements of CAN/CSA B44 and ASME A17.1 National Elevator Code for residential elevators. It will provide you with nominal dimensions and specifications which are required for the initial planning stages of your project. The following guide is applicable to our Panorama and Renaissance models only.

It is important to know and to adhere to all regulations pertaining to the installation and use of elevators to ensure that the product is used correctly and safely. Federal Elevator strongly recommends the following:

- That the proper code authority having jurisdiction in the area where the elevator will be installed be contacted directly,
- That the person responsible for the project is familiar with all legal requirements governing the installation and the use of elevators in private residences.

Questions?
Please contact us at **(905)458-4015** or at **sales@federalelevator.com**. All projects are issued a serial number beginning with F- and followed by four numbers. Please reference this number when communicating with us.

October 2017

All content of this manual is © Federal Elevators

Table of Contents

1 **General Specifications**

2 **Preparatory Work by Others**

3 **Warranty**

3 **Owner's Instruction & Manual**

4 **Elevator Components**

5 **Pit Construction**

6 **Rail Bracket Detail Roped**

7 **Rail Forces**

8 **Machine Room**

10 **Type A**
11 Right Accordion Gate
12 Left Accordion Gate
13 Right Bifold Gate
14 Left Bifold Gate

15 **Type B**
16 Accordion Gate
17 Bifold Gate

18 **Type C**
19 Accordion Gate
20 Bifold Gate

21 **Type D**
22 Accordion Gate
23 Bifold Gate

24 **Type E**
25 Accordion Gate
26 Left Accordion Gate
27 Right Accordion Gate
28 Bifold Gate
29 Right Bifold Gate
30 Left Bifold Gate

General Specifications

RESIDENTIAL ELEVATOR	
Load Capacity	750 lbs. (340 kg.) or 1000 lbs. (454 kg.)
Rated Speed	36 feet per minute (0.18 m/s) (Nominal) Up to 50 fpm (0.25 m/s) (optional)
Power Supply	230 volt, single phase
Drive Systems	1:2 Cable Hydraulic
Cab Sizes (Other custom sizes available)	36" x 48" (914.4 mm. x 1219 mm.)[Standard] 40" x 54" (1016 mm. x 1372 mm.) 36" x 54" (914.4 mm. x 1372 mm.) 42" x 60" (1067 mm. x 1524 mm.) 36" x 60" (914.4 mm. x 1524 mm.) 48" x 60" (1219 mm. x 1524 mm.)
Maximum Travel	Up to 50 ft. (15.24 m.)
Cab Door	Manual Accordion Gate (standard) Automated Accordion Gate, Bifold Gate, 3 Speed Doors or Scissor Gate (optional)
Maximum Number of Stops	Up to 7 stops
Pit Depth Required	8" (203 mm.) Minimum unless otherwise indicated on General Layout
Overhead Clearance	96" (2438 mm.) Minimum for standard 8" cab. Contact a representative if planning to include a different cab gate or cab height.
Control System	Automatic Push Button
Floor Selection	Tapehead assembly
Flooring Material	Plywood (Floor to be finished by customer after elevator is installed)
Control Panel Finish	Stainless Steel (standard) Brass or Antique Bronze (optional)
Hall Station Finish	Stainless Steel (standard) Brass or Antique Bronze (optional)
Pump Unit	3 HP (2.24 kW) (standard) 4HP & 5HP (3kW & 3.7kW) (optional)
Cab Panel Finish	Unfinished Maple Veneer, Unfinished Oak Veneer, MDF or Melamine (standard) High gloss, laminate, glass panels, mirrored panels, stainless steel panel (optional)
Lighting Supply	120 volt, 60 Hz, 15 amps
Panorama Standard Features	■ Emergency Battery Powered Lowering & Lighting ■ Emergency Stop Button in Cab ■ Emergency Alarm Button in Cab ■ Solid Ceiling with Halogen Pot Lights ■ Stainless Steel Handrail ■ Stainless Steel Control Panel in car ■ Infrared Light Curtain if elevator is equipped with accordion doors or scissor gates ■ 2 coil valve (applicable to Panorama)
Renaissance Standard Features	Same features included above and: ■ 2 Stainless Steel Illuminated Hall Buttons ■ Digital Floor Indicator in Cab ■ 2 Electromechanical locks at all door landings ■ 4 coil valve ■ Clear plexi accordion gates

Preparatory Work by Others

The following preparatory work and items to accommodate the elevator shall be provided by others:

GENERAL

- An adequate enclosed, plumb and square hoistway with smooth interior surfaces to meet the requirement of local codes.
- Measurements for travel, pit depth and overhead are very critical and must be within ¼" (6mm).
- 203 mm (8") minimum pit depth.
- A substantial, level pit floor slab to support loads indicated on elevator contractor's General Layout.
- Pit water proofing or sump pump, if required (coordinate with elevator contractor for location).
- Adequate support for guide rail fastenings. Refer to General Layout for dimensions.
- Manual Accordion Doors - 2438 mm (96") minimum overhead (distance from floor at upper level to underside of roof) required.
- 7' Bifold Doors with 7' Tall Cab - 2616 mm (103") minimum overhead (distance from floor at upper level to underside of roof) required.
- 7' Bifold Doors with 8' Tall Cab - 2616 mm (103") minimum overhead (distance from floor at upper level to underside of roof) required.
- 8' or 9' Bifold Gate with 8' Tall Cab – 2921 mm. (115") minimum overhead (distance from floor at upper level to underside of roof) required.
- Barricades or guards shall be provided by others outside of every opening to the hoistway to protect other trades, building occupants or visitors as per the Occupational Health and Safety Act (OSHA). These guards and barricades to be erected, maintained and remove by others.

MACHINE ROOM

- Machine room to meet the requirement of local codes.
- A lockable Fused/Cartridge Type Disconnect Switch with auxiliary contact/switch to provide for emergency battery lowering that will provide the elevator with power to operate. Refer to General Layout for permanent power specifications and location of the disconnect switch.
- 110 VAC lighting supply and fused disconnect for cab lights. Refer to General Layout drawings for permanent power specifications and for location of disconnect switch.
- Sleeves/Conduit for hydraulic hose and electrical ducts from machine room into hoistway as required.

ENTRANCES

- Doors, frames, and door hardware for all landings.

NOTE: Do not construct the return walls on either side or above entrances until after the elevator contractor has aligned the doors and frames on-site.

Warranty

We will make good and/or replace, if necessary, any and all defects due to imperfect workmanship which may appear during the warranty period. These defects, and the repairs required, will be solely determined by Federal Elevator upon receiving at its place of business the piece deemed to be defective by the owner.

This warranty does not cover damages caused by normal wear and tear, accident, fire, unauthorized alterations, vandalism, wilful damage, negligence, acts of God, or other like causes. This warranty shall be considered null and void unless the elevator is maintained properly and consistently by a registered elevator mechanic in the province/state where the elevator is located. Such maintenance shall be performed in accordance with Federal Elevator's recommendations and the requirements of the province's acts and regulations.

Please refer to your signed contract to confirm the length of time your unit will be covered.

Note: Units purchased through one of our recognized Dealers will have the same terms as stated in the above warranty but with a time period of one (1) year ONLY. Customer may arrange for a longer warranty period however, this MUST be done prior to the unit being shipped from the Federal Elevator plant.

ATTENTION

- **Elevator hoistways are restricted spaces and only trained elevator tradespeople should access them.**
- **Access to hoistway by untrained persons can lead to severe injury or death.**
- **Any modifications or additions to hoistway performed without Federal Elevator involvement after the elevator is turned over will result in the voiding of any current warranties.**

Owner's Manual

Once installation is completed, the elevator contractor shall instruct the owner in the proper use, operation and maintenance requirements of the elevator. Instructions shall also include emergency procedures, safety rules and precautions. The elevator contractor shall also supply the owner with an Owner's Manual detailing the operating, safety, and maintenance procedures of the elevator.

Elevator Components

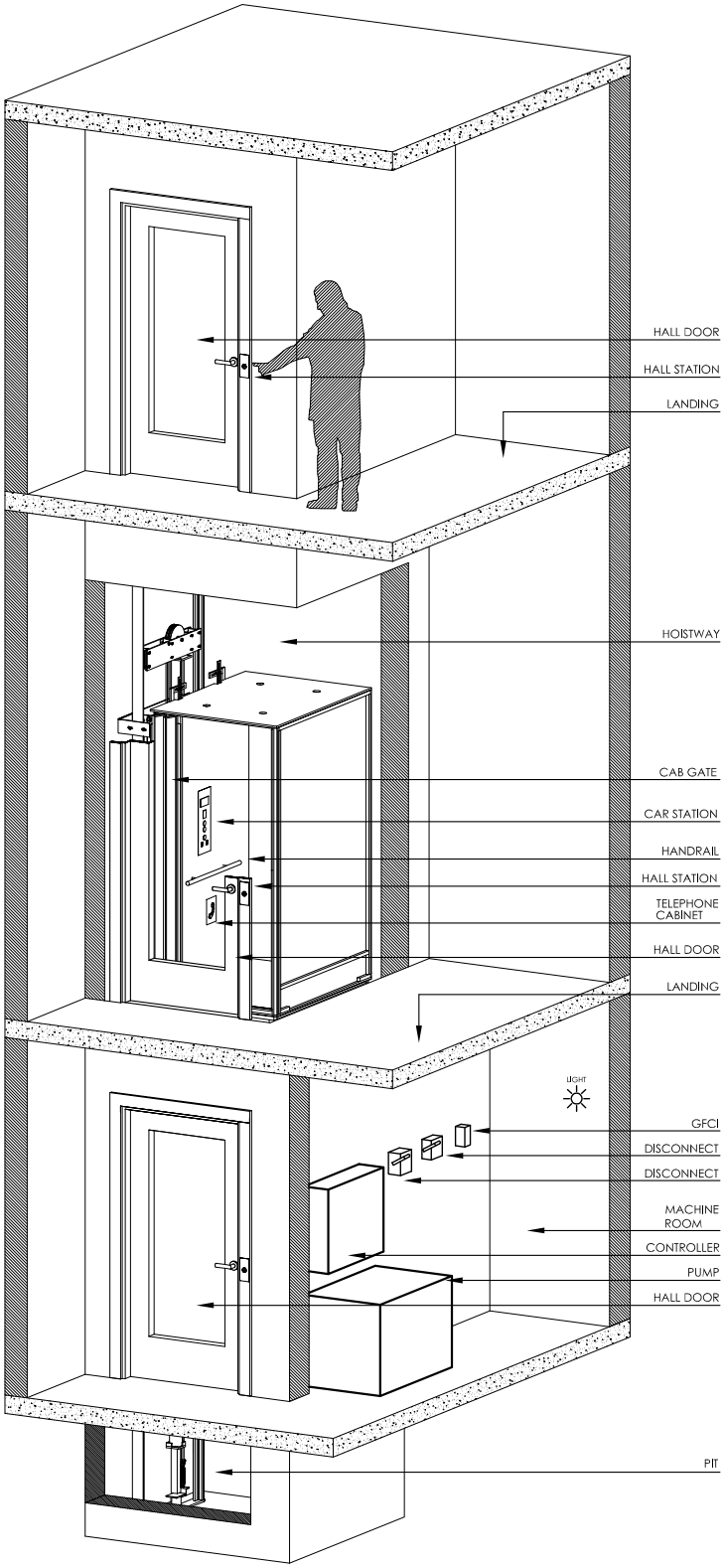

Pit Construction

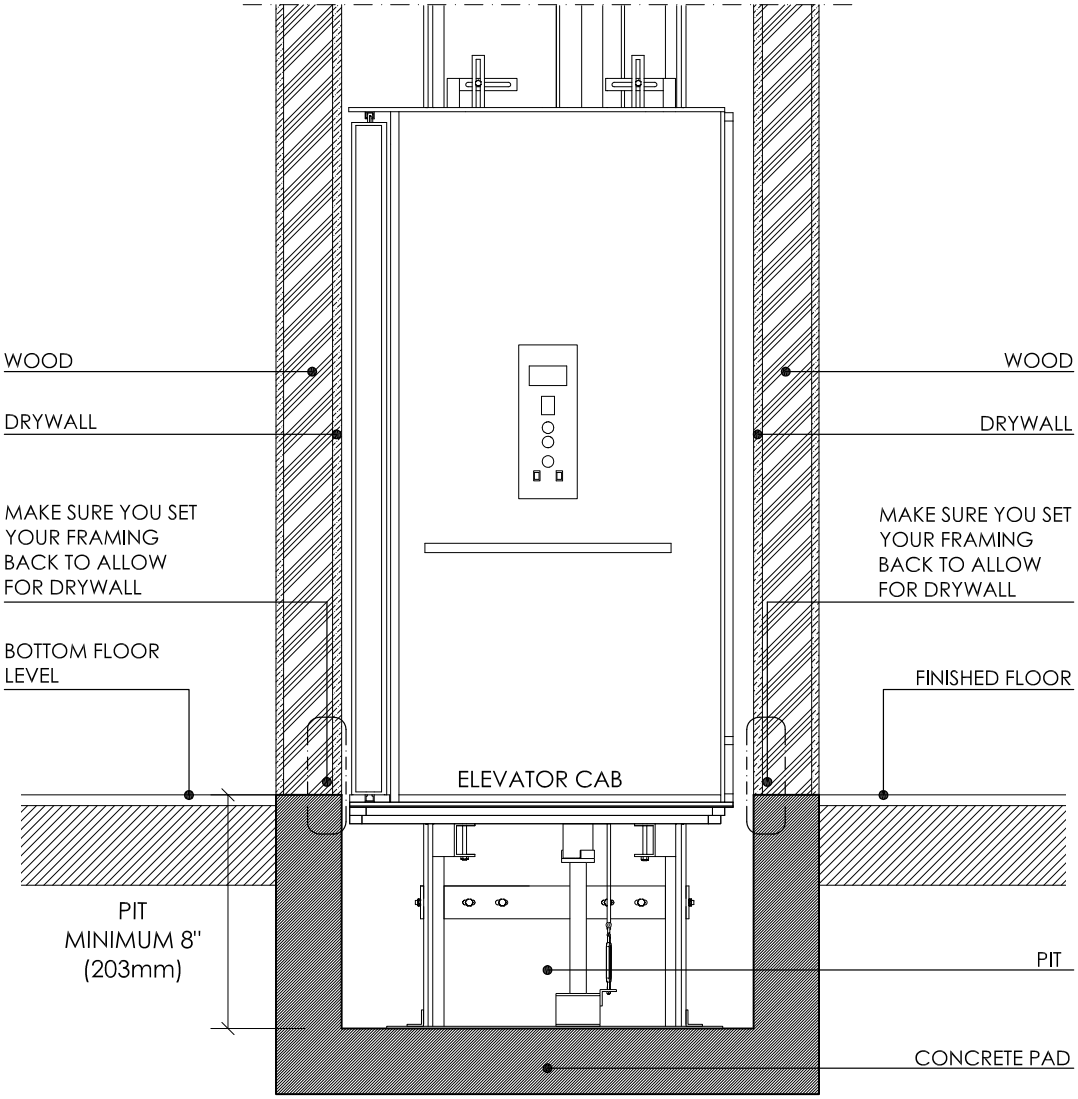

NOTES:

1 PIT FLOOR TO SUPPORT LOAD OF 17.0 kN OR 3800 lbs (DOUBLED FOR IMPACT).
2 PIT TO BE LEVEL, DRY AND FREE OF DEBRIS.
3 PIT MUST BE THE SAME WIDTH AND LEGTH AS THE HOISTWAY.
4 PIT MINIMUM 8" (203mm) UNLESS OTHERWISE INDICATED ON GENERAL LAYOUT.

Rail Bracket Detail Roped

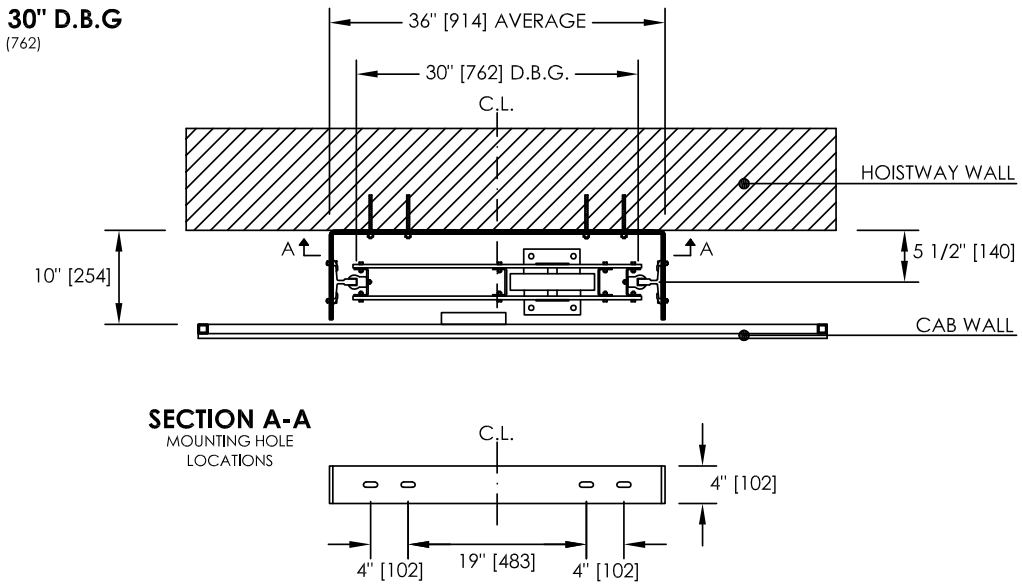

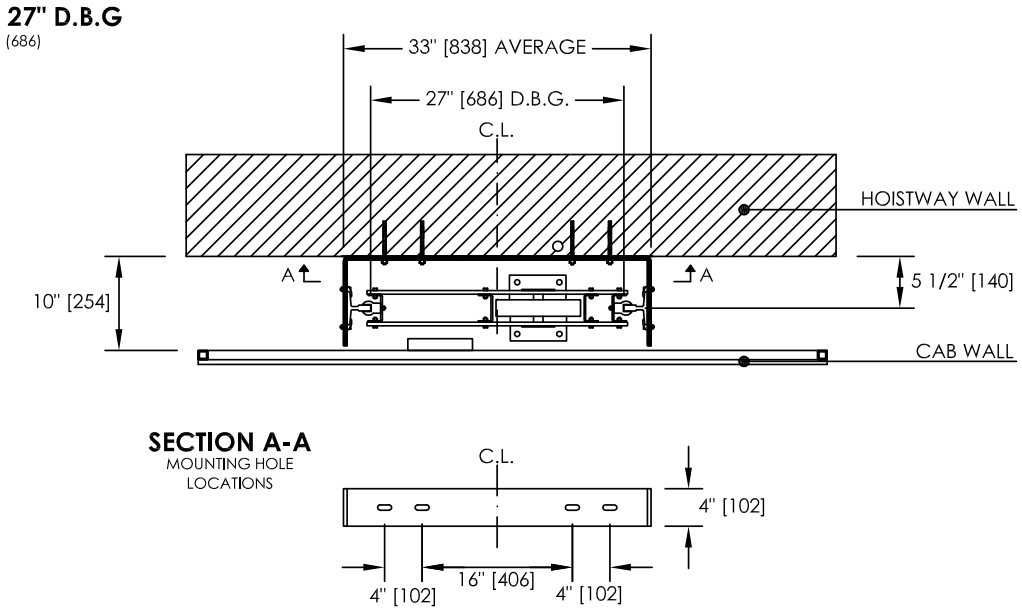

CRITICAL DIMENSIONS SHOWN BELOW ARE CORRECT FOR INSTALLATION PURPOSES:

1 WALL TO CENTRE OF CYLINDER = 5 ½" (140mm)

2 WALL TO CENTRE OF RAIL = 5 ½" (140mm)

3 WALL TO CAB = 10" (254mm)

Rail Forces

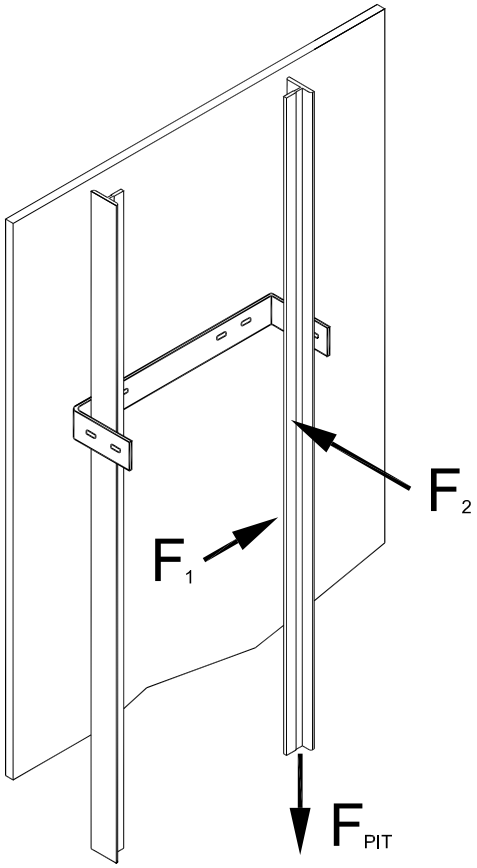

LOAD	DESCRIPTION	LBf [KN]
F_{PIT}	Load Imposed on Pit Floor (Including Impact)	3825 [17.0]
F_1	Force on Rail	225 [1.0]
F_2	Force on Rail	675 [3.0]

Machine Room

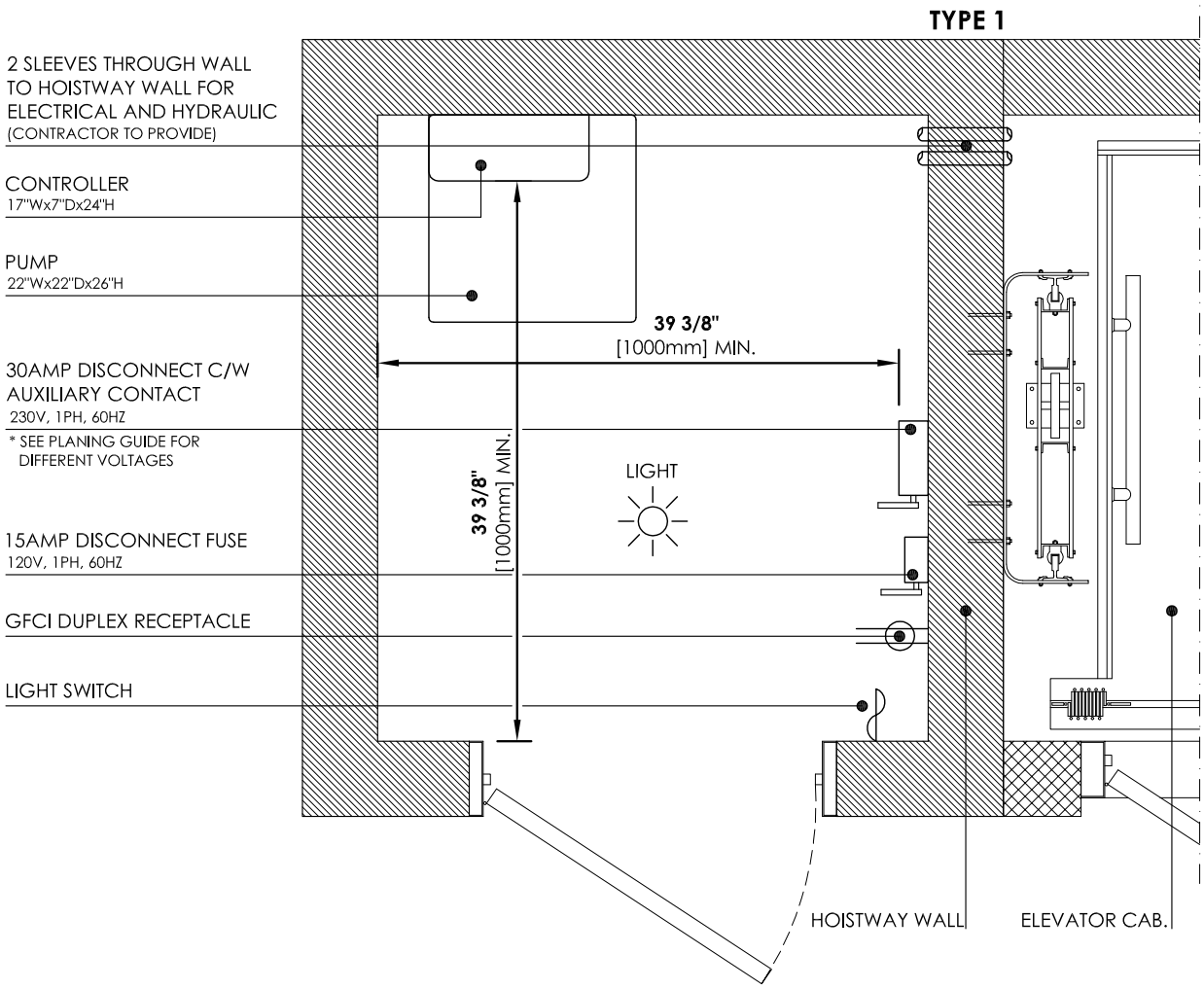

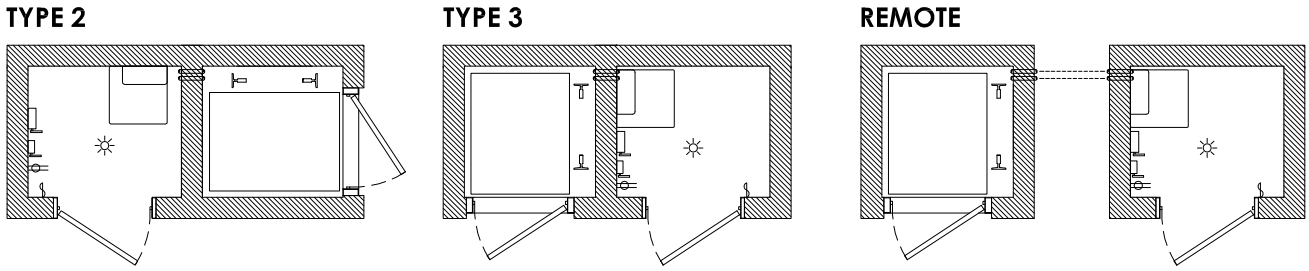

NOTES:

1 MINIMUM MACHINE ROOM HEIGHT 6'7" (200MM).

2 SMALLER MACHINE ROOM DRAWING AVAILABLE UPON REQUEST.

3 1M (1000MM) CLEARANCE IN FRONT OF LIVE PANEL IS REQUIRED.

Residential Door Location

SIDE VIEW

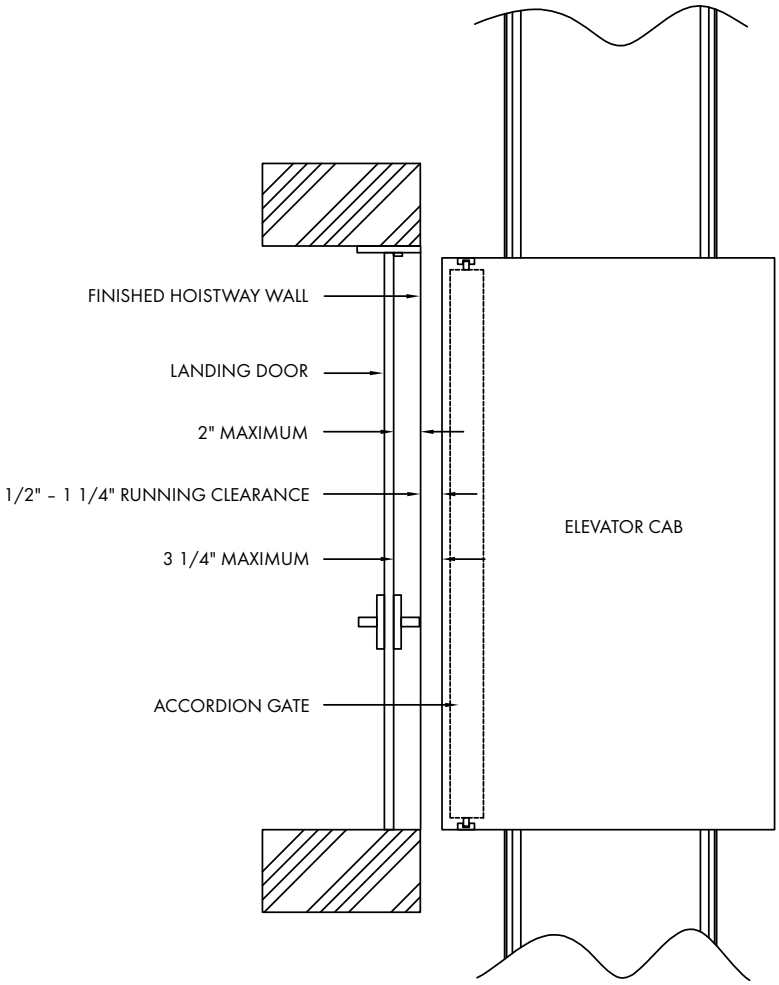

BIRDS-EYE VIEW

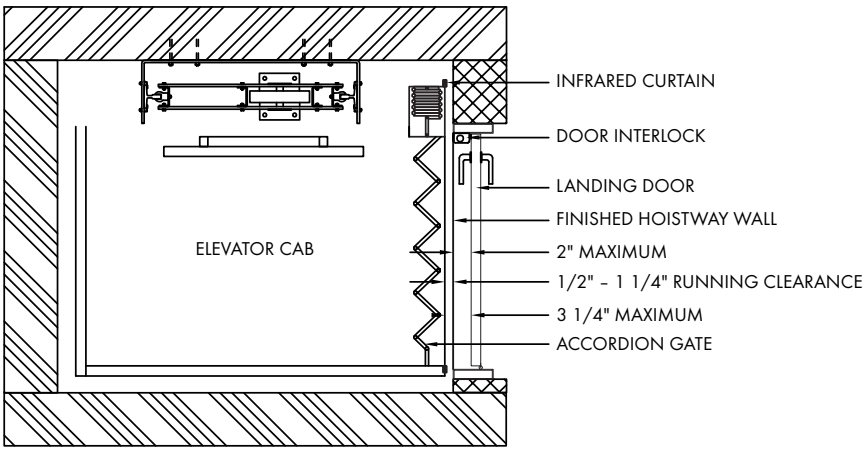

Type A



ONE POINT OF ENTRY ON ALL LEVELS

Cab Gate options:

Accordion Doors

Bifold Doors

2 or 3 speed doors

* Please contact us directly for dimensions with this door option

Type A Right Accordion Gate

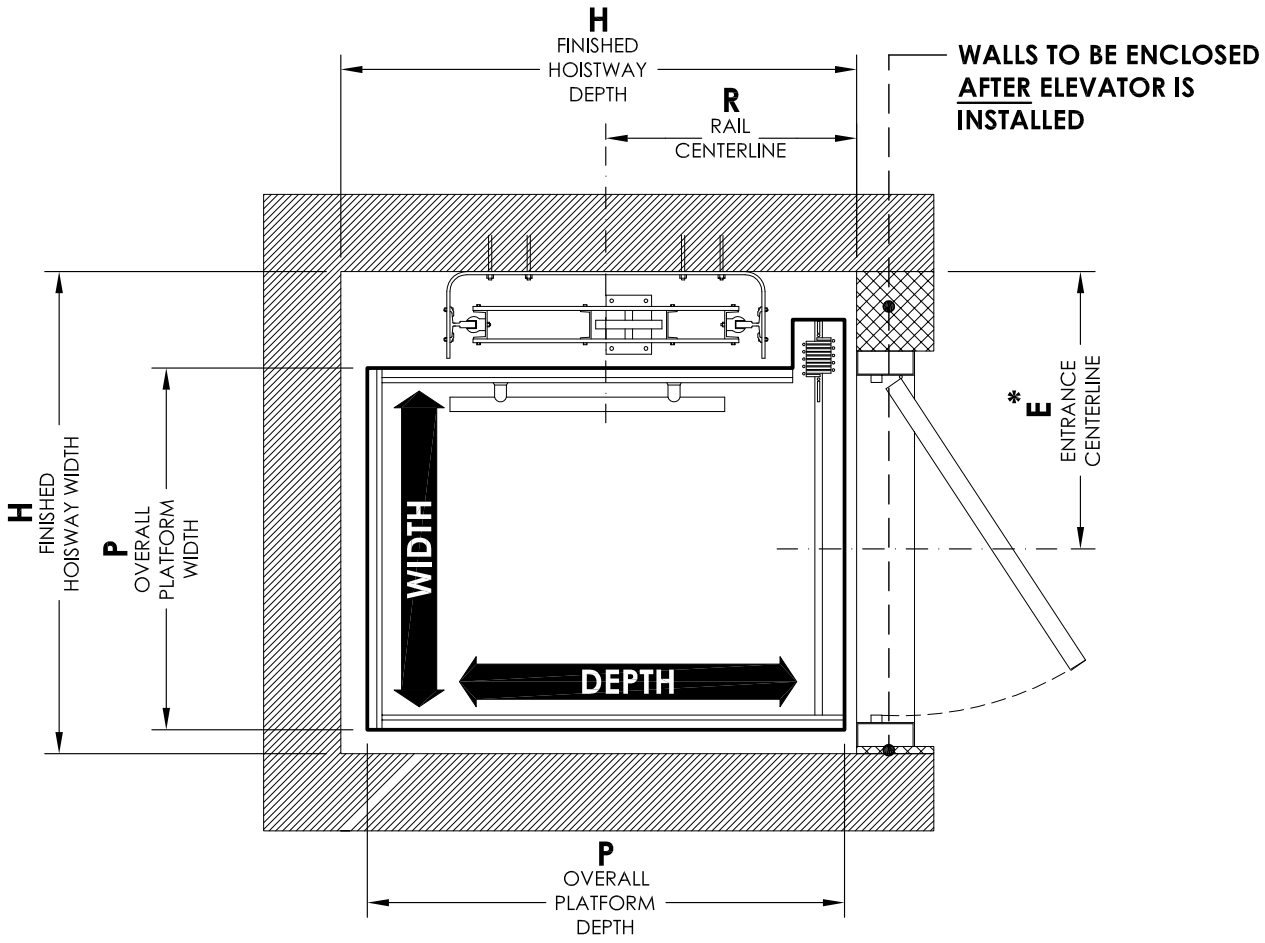

Cab Size (Width X Depth)	36" x 48" [915mm x 1220mm]	36" x 54" [915mm x 1375mm]	36" x 60" [915mm x 1525mm]	40" x 54" [1015mm x 1375mm]	42" x 60" [1065mm x 1525mm]	48" x 60" [1220mm x 1525mm]
Finished Hoistway (H) Width x Depth	50" x 53 ½" [1270 x 1360]	50" x 59 ½" [1270 x 1510]	50" x 65 ½" [1270 x 1665]	54" x 59 ½" [1375 x 1510]	56" x 65 ½" [1425 x 1665]	61" x 65 ½" [1550 x 1665]
Overall Platform (P) Width x Depth	37 ½" x 49 ½" [950 x 1255]	37 ½" x 55 ½" [950 x 1410]	37 ½" x 61 ½" [950 x 1560]	41 ½" x 55 ½" [1055 x 1410]	43 ½" x 61 ½" [1105 x 1560]	48 ½" x 61 ½" [1232 x 1560]
Entrance Centerline * (E)	28 ¾" [730]	28 ¾" [730]	28 ¾" [730]	32 ¾" [830]	34 ¾" [885]	39 ¾" [1010]
Rail Centerline (R)	26" [660]	29" [737]	32" [813]	29" [737]	32" [813]	32" [813]

*** ENTRANCE CENTRELINE NOTES:**

- FEDERAL ELEVATOR DOES NOT ACCEPT RESPONSIBILTY FOR THESE DIMENSIONS AS THEY WILL VARY DEPENDING ON HOW PLUMB AND STRAIGHT THE HOISTWAY HAS BEEN CONSTRUCTED.
- BARRICADES SHALL BE PROVIDED OUTSIDE EVERY OPENING TO HOISTWAY WHILE ELEVATOR IS BEING INSTALLED. BARRICADES SHALL BE ERECTED, MAINTAINED AND REMOVED BY OTHERS WHEN INSTALLATION WORK IS COMPLETE. THIS IS FOR SAFETY OF OTHER TRADES AND BUILDING OCCUPANTS.
- HALL ENTRANCES TO BE ENCLOSED **AFTER** ELEVATOR IS INSTALLED.

Type A Left Accordion Gate

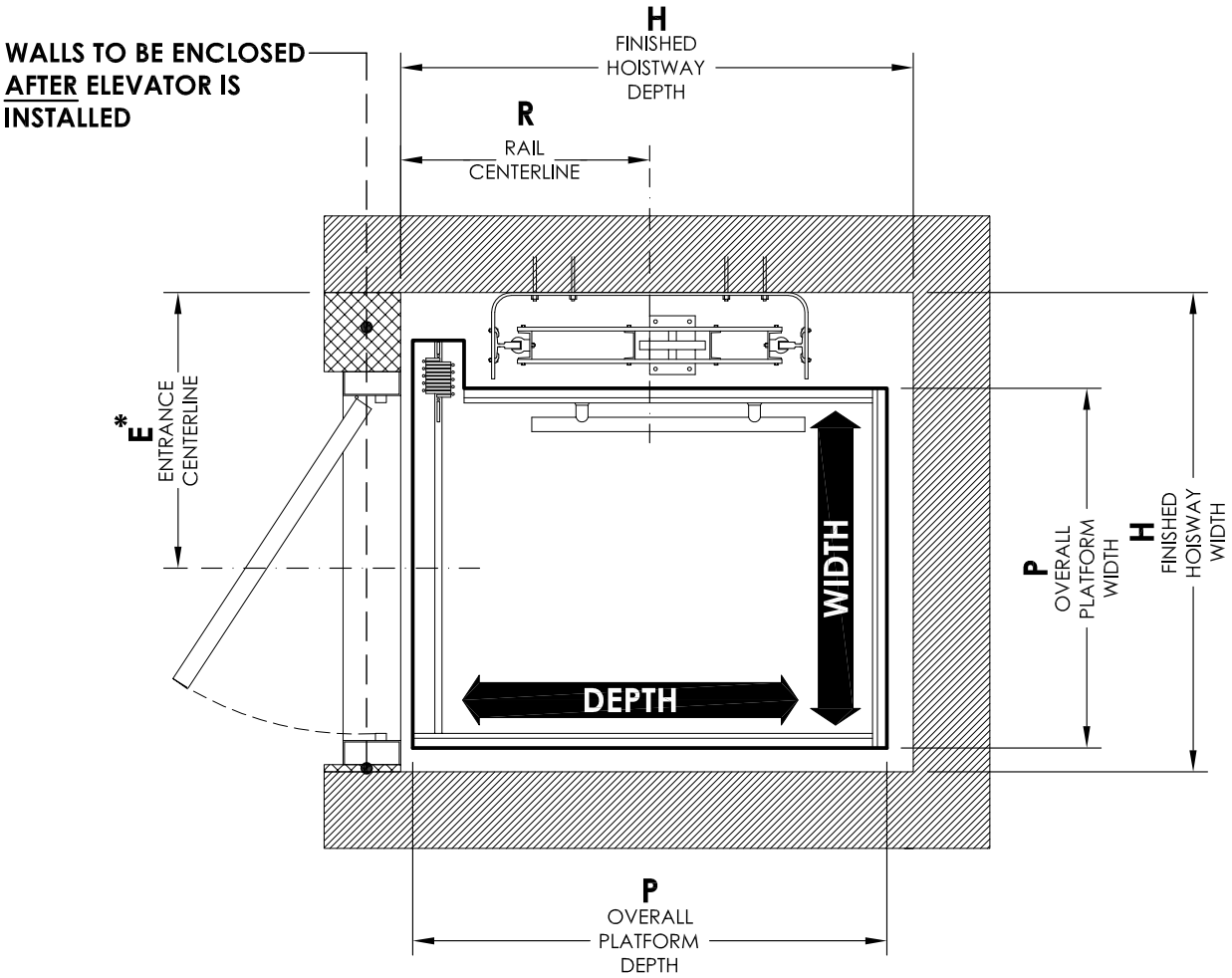

Cab Size (Width X Depth)	36" x 48" [915mm x 1220mm]	36" x 54" [915mm x 1375mm]	36" x 60" [915mm x 1525mm]	40" x 54" [1015mm x 1375mm]	42" x 60" [1065mm x 1525mm]	48" x 60" [1220mm x 1525mm]
Finished Hoistway (H) Width x Depth	50" x 53 ½" [1270 x 1360]	50" x 59 ½" [1270 x 1510]	50" x 65 ½" [1270 x 1665]	54" x 59 ½" [1375 x 1510]	56" x 65 ½" [1425 x 1665]	61" x 65 ½" [1550 x 1665]
Overall Platform (P) Width x Depth	37 ½" x 49 ½" [950 x 1255]	37 ½" x 55 ½" [950 x 1410]	37 ½" x 61 ½" [950 x 1560]	41 ½" x 55 ½" [1055 x 1410]	43 ½" x 61 ½" [1105 x 1560]	48 ½" x 61 ½" [1232 x 1560]
Entrance Centerline * (E)	28 ¾" [730]	28 ¾" [730]	28 ¾" [730]	32 ¾" [830]	34 ¾" [885]	39 ¾" [1010]
Rail Centerline (R)	26" [660]	29" [737]	32" [813]	29" [737]	32" [813]	32" [813]

*** ENTRANCE CENTRELINE NOTES:**

- FEDERAL ELEVATOR DOES NOT ACCEPT RESPONSIBILTY FOR THESE DIMENSIONS AS THEY WILL VARY DEPENDING ON HOW PLUMB AND STRAIGHT THE HOISTWAY HAS BEEN CONSTRUCTED.
- BARRICADES SHALL BE PROVIDED OUTSIDE EVERY OPENING TO HOISTWAY WHILE ELEVATOR IS BEING INSTALLED. BARRICADES SHALL BE ERECTED, MAINTAINED AND REMOVED BY OTHERS WHEN INSTALLATION WORK IS COMPLETE. THIS IS FOR SAFETY OF OTHER TRADES AND BUILDING OCCUPANTS.
- HALL ENTRANCES TO BE ENCLOSED **AFTER** ELEVATOR IS INSTALLED.

Type A Right Bifold Gate

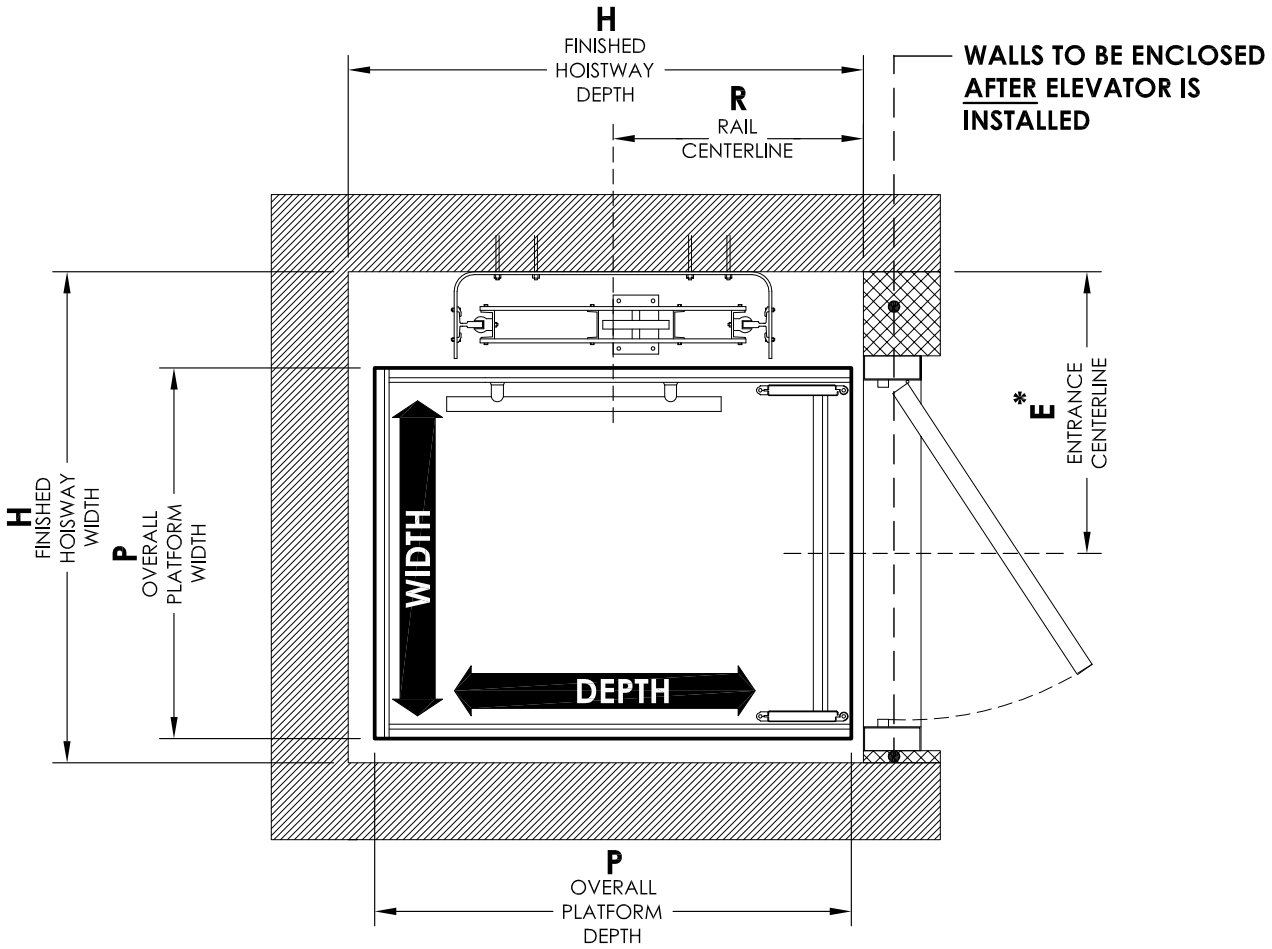

Cab Size (Width X Depth)	36" x 48" [915mm x 1220mm]	36" x 54" [915mm x 1375mm]	36" x 60" [915mm x 1525mm]	40" x 54" [1015mm x 1375mm]	42" x 60" [1065mm x 1525mm]	48" x 60" [1220mm x 1525mm]
Finished Hoistway (H) Width x Depth	51" x 53 ½" [1295 x 1360]	51" x 59 ½" [1295 x 1510]	51" x 65 ½" [1295 x 1665]	54" x 59 ½" [1375 x 1510]	56" x 65 ½" [1425 x 1665]	61" x 65 ½" [1550 x 1665]
Overall Platform (P) Width x Depth	38 ½" x 49 ½" [980 x 1255]	38 ½" x 55 ½" [980 x 1410]	38 ½" x 61 ½" [980 x 1560]	41 ½" x 55 ½" [1055 x 1410]	43 ½" x 61 ½" [1105 x 1560]	48 1/2" x 61 ½" [1232 x 1560]
Entrance Centerline * (E)	29 ¼" [745]	29 ¼" [745]	29 ¼" [745]	30 ¾" [785]	31 ¾" [810]	34 ¼" [870]
Rail Centerline (R)	26" [660]	29" [737]	32" [813]	29" [737]	32" [813]	32" [813]

*** ENTRANCE CENTRELINE NOTES:**

- FEDERAL ELEVATOR DOES NOT ACCEPT RESPONSIBILTY FOR THESE DIMENSIONS AS THEY WILL VARY DEPENDING ON HOW PLUMB AND STRAIGHT THE HOISTWAY HAS BEEN CONSTRUCTED.
- BARRICADES SHALL BE PROVIDED OUTSIDE EVERY OPENING TO HOISTWAY WHILE ELEVATOR IS BEING INSTALLED. BARRICADES SHALL BE ERECTED, MAINTAINED AND REMOVED BY OTHERS WHEN INSTALLATION WORK IS COMPLETE. THIS IS FOR SAFETY OF OTHER TRADES AND BUILDING OCCUPANTS.
- HALL ENTRANCES TO BE ENCLOSED **AFTER** ELEVATOR IS INSTALLED.

Type A Left Bifold Gate

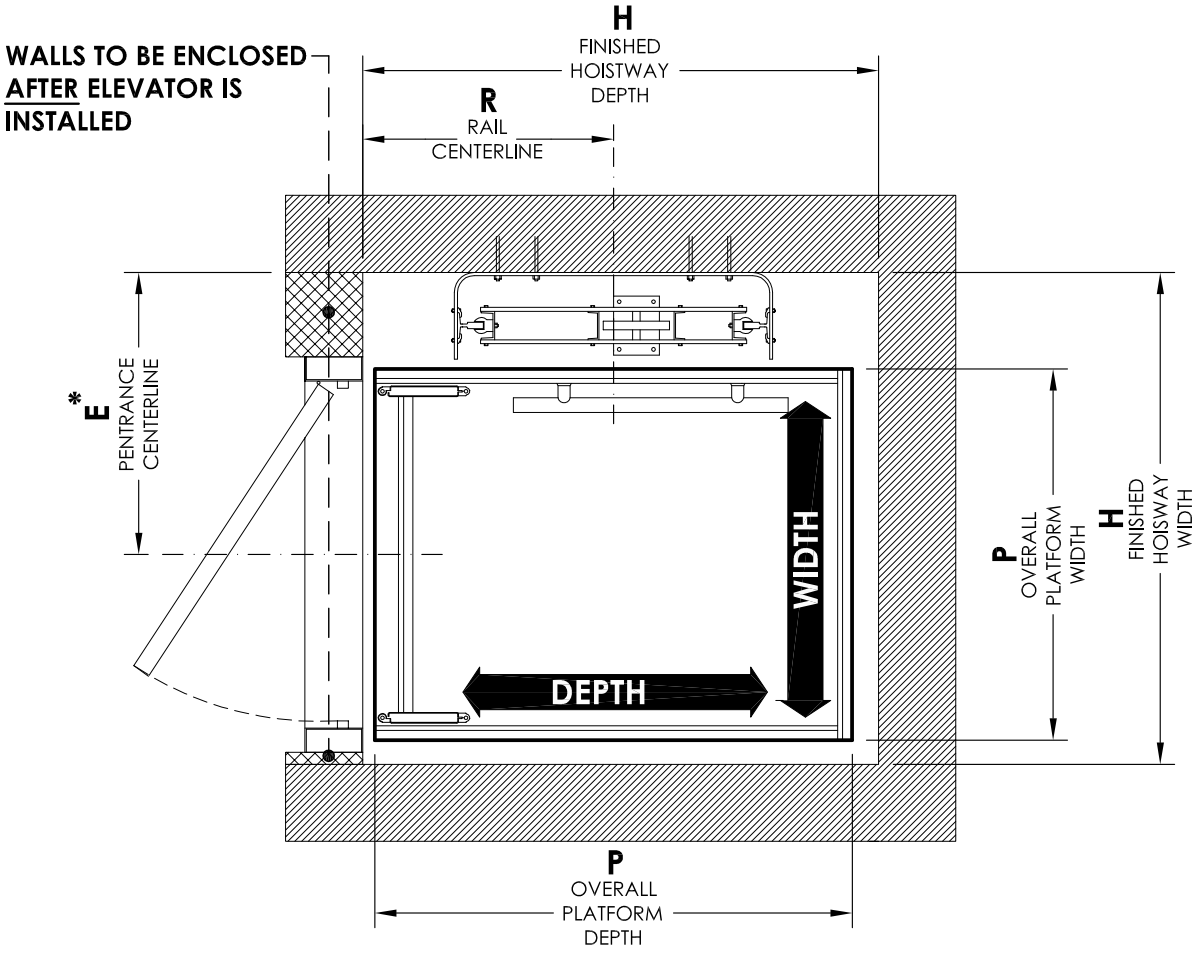

Cab Size (Width X Depth)	36" x 48" [915mm x 1220mm]	36" x 54" [915mm x 1375mm]	36" x 60" [915mm x 1525mm]	40" x 54" [1015mm x 1375mm]	42" x 60" [1065mm x 1525mm]	48" x 60" [1220mm x 1525mm]
Finished Hoistway (H) Width x Depth	51" x 53 ½" [1295 x 1360]	51" x 59 ½" [1295 x 1510]	51" x 65 ½" [1295 x 1665]	54" x 59 ½" [1375 x 1510]	56" x 65 ½" [1425 x 1665]	61" x 65 ½" [1550 x 1665]
Overall Platform (P) Width x Depth	38 ½" x 49 ½" [980 x 1255]	38 ½" x 55 ½" [980 x 1410]	38 ½" x 61 ½" [980 x 1560]	41 ½" x 55 ½" [1055 x 1410]	43 ½" x 61 ½" [1105 x 1560]	48 1/2" x 61 ½" [1232 x 1560]
Entrance Centerline * (E)	29 ¼" [745]	29 ¼" [745]	29 ¼" [745]	30 ¾" [785]	31 ¾" [810]	34 ¼" [870]
Rail Centerline (R)	26" [660]	29" [737]	32" [813]	29" [737]	32" [813]	32" [813]

*** ENTRANCE CENTRELINE NOTES:**

- FEDERAL ELEVATOR DOES NOT ACCEPT RESPONSIBILTY FOR THESE DIMENSIONS AS THEY WILL VARY DEPENDING ON HOW PLUMB AND STRAIGHT THE HOISTWAY HAS BEEN CONSTRUCTED.
- BARRICADES SHALL BE PROVIDED OUTSIDE EVERY OPENING TO HOISTWAY WHILE ELEVATOR IS BEING INSTALLED. BARRICADES SHALL BE ERECTED, MAINTAINED AND REMOVED BY OTHERS WHEN INSTALLATION WORK IS COMPLETE. THIS IS FOR SAFETY OF OTHER TRADES AND BUILDING OCCUPANTS.
- HALL ENTRANCES TO BE ENCLOSED **AFTER** ELEVATOR IS INSTALLED.

Type B

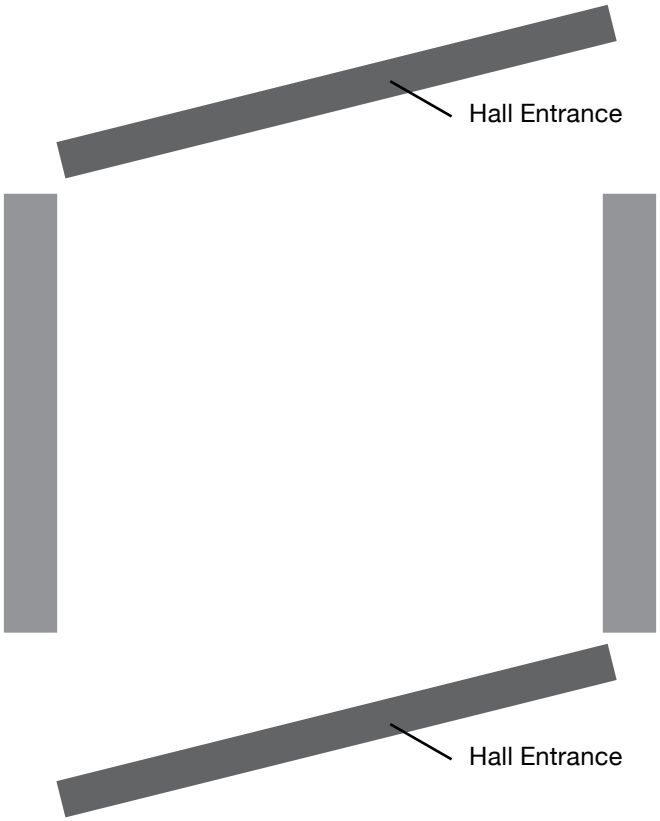

TWO POINTS OF ENTRY ON ALL LEVELS

Cab Gate options:

Accordion Doors



Bifold Doors

2 or 3 speed doors

* Please contact us directly for dimensions with this door option

Type B Accordion Gate

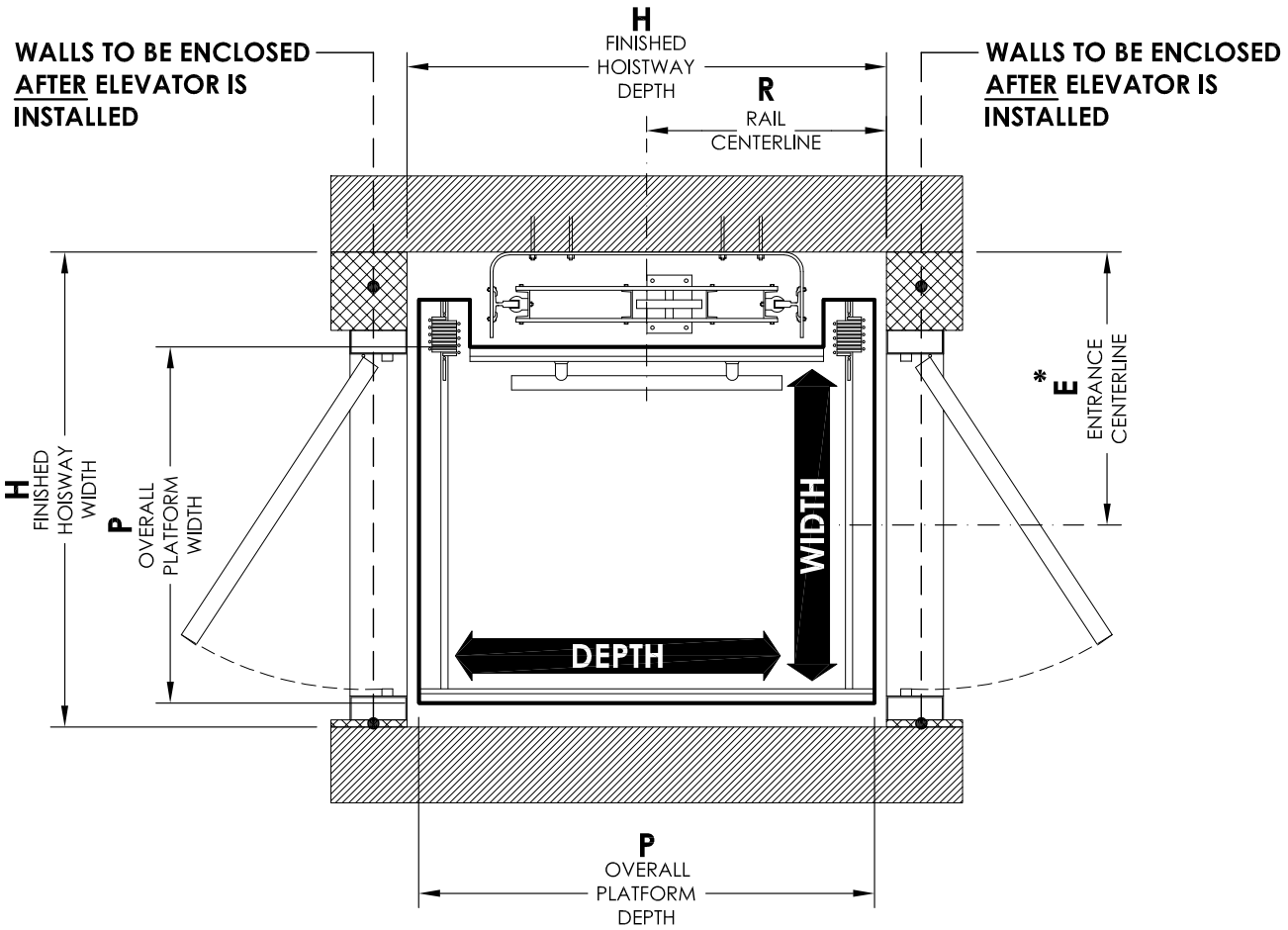

Cab Size (Width X Depth)	36" x 48" [915mm x 1220mm]	36" x 54" [915mm x 1375mm]	36" x 60" [915mm x 1525mm]	40" x 54" [1015mm x 1375mm]	42" x 60" [1065mm x 1525mm]	48" x 60" [1220mm x 1525mm]
Finished Hoistway (H) Width x Depth	50" x 50 ½" [1270 x 1285]	50" x 56 ½" [1270 x 1435]	50" x 62 ½" [1270 x 1590]	54" x 56 ½" [1375 x 1435]	56" x 62 ½" [1425 x 1590]	61" x 62 ½" [1550 x 1590]
Overall Platform (P) Width x Depth	37 ½" x 48" [950 x 1220]	37 ½" x 54" [1076 x 1410]	37 ½" x 60" [950 x 1370]	41 ½" x 54" [1055 x 1370]	43 ½" x 60" [1105 x 1525]	48 ½" x 60" [1232 x 1525]
Entrance Centerline * (E)	28 ¾" [730]	28 ¾" [730]	28 ¾" [730]	32 ¾" [830]	34 ¾" [885]	39 ¾" [1010]
Rail Centerline (R)	25 ¼" [640]	28 ¼" [720]	31 ¼" [795]	28 ¼" [720]	31 ¼" [795]	31 ¼" [795]

*** ENTRANCE CENTRELINE NOTES:**

- FEDERAL ELEVATOR DOES NOT ACCEPT RESPONSIBILTY FOR THESE DIMENSIONS AS THEY WILL VARY DEPENDING ON HOW PLUMB AND STRAIGHT THE HOISTWAY HAS BEEN CONSTRUCTED.
- BARRICADES SHALL BE PROVIDED OUTSIDE EVERY OPENING TO HOISTWAY WHILE ELEVATOR IS BEING INSTALLED. BARRICADES SHALL BE ERECTED, MAINTAINED AND REMOVED BY OTHERS WHEN INSTALLATION WORK IS COMPLETE. THIS IS FOR SAFETY OF OTHER TRADES AND BUILDING OCCUPANTS.
- HALL ENTRANCES TO BE ENCLOSED **AFTER** ELEVATOR IS INSTALLED.

Type B Bifold Gate

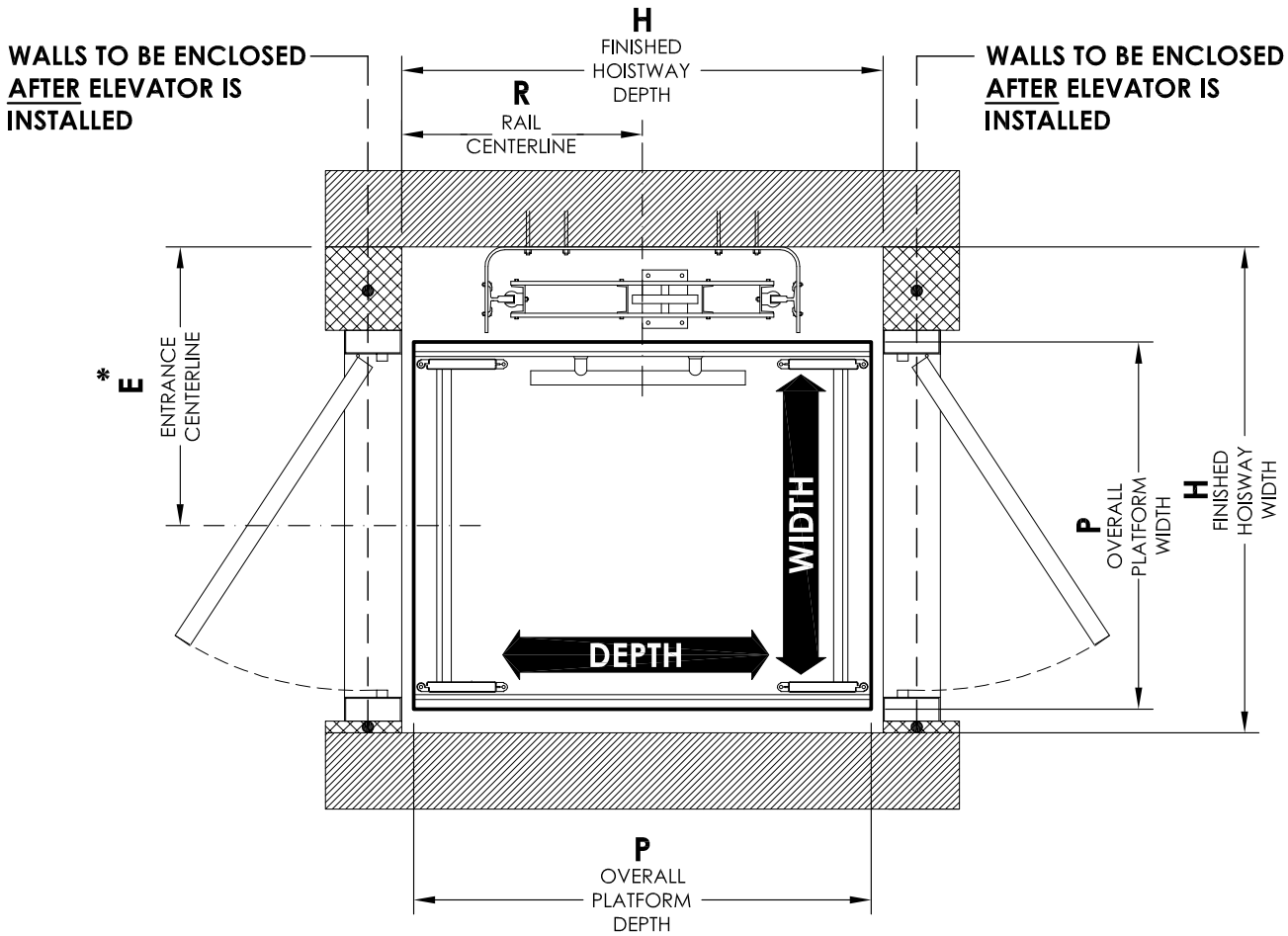

Cab Size (Width X Depth)	36" x 48" [915mm x 1220mm]	36" x 54" [915mm x 1375mm]	36" x 60" [915mm x 1525mm]	40" x 54" [1015mm x 1375mm]	42" x 60" [1065mm x 1525mm]	48" x 60" [1220mm x 1525mm]
Finished Hoistway (H) Width x Depth	51" x 50 ½" [1295 x 1285]	51" x 56 ½" [1295 x 1435]	51" x 62 ½" [1295 x 1590]	54" x 56 ½" [1375 x 1435]	56" x 62 ½" [1425 x 1590]	61" x 62 ½" [1550 x 1590]
Overall Platform (P) Width x Depth	38 ½" x 48" [980 x 1220]	38 ½" x 54" [980 x 1370]	38 ½" x 60" [980 x 1525]	41 ½" x 54" [1055 x 1370]	43 ½" x 60" [1105 x 1525]	48 ½" x 60" [1232 x 1525]
Entrance Centerline * (E)	29 ¼" [745]	29 ¼" [745]	29 ¼" [745]	30 ¾" [785]	31 ¾" [810]	34 ¼" [870]
Rail Centerline (R)	26" [660]	29" [737]	32" [813]	29" [737]	32" [813]	32" [813]

*** ENTRANCE CENTRELINE NOTES:**

- FEDERAL ELEVATOR DOES NOT ACCEPT RESPONSIBILTY FOR THESE DIMENSIONS AS THEY WILL VARY DEPENDING ON HOW PLUMB AND STRAIGHT THE HOISTWAY HAS BEEN CONSTRUCTED.
- BARRICADES SHALL BE PROVIDED OUTSIDE EVERY OPENING TO HOISTWAY WHILE ELEVATOR IS BEING INSTALLED. BARRICADES SHALL BE ERECTED, MAINTAINED AND REMOVED BY OTHERS WHEN INSTALLATION WORK IS COMPLETE. THIS IS FOR SAFETY OF OTHER TRADES AND BUILDING OCCUPANTS.
- HALL ENTRANCES TO BE ENCLOSED **AFTER** ELEVATOR IS INSTALLED.

Type C

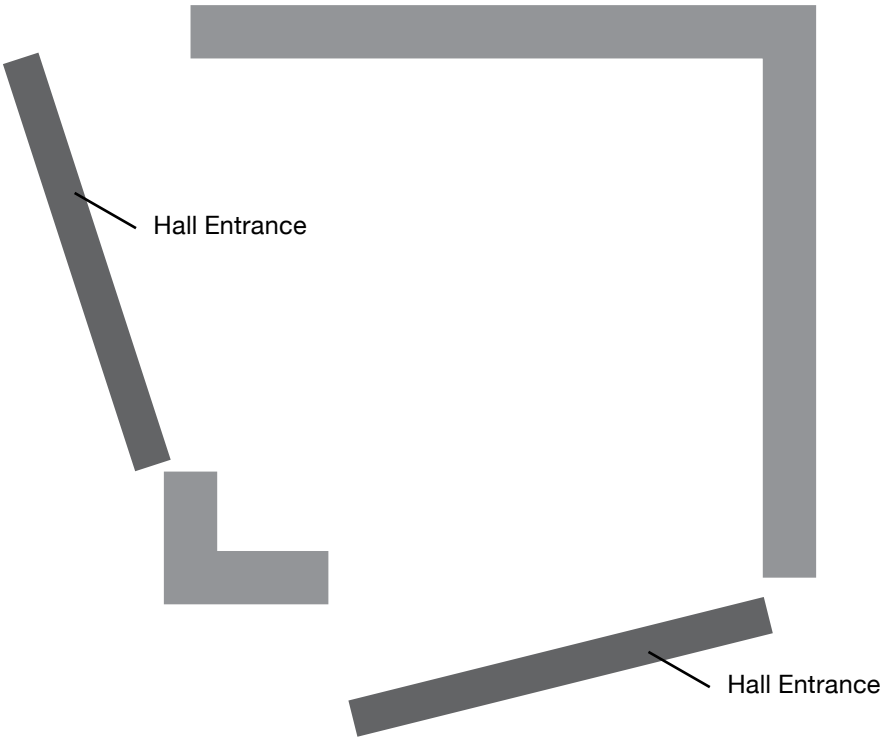

TWO POINTS OF ENTRY ON ALL LEVELS

Cab Gate options:

Accordion Doors



Bifold Doors

2 or 3 speed doors

* Please contact us directly for dimensions with this door option

Type C Accordion Gate

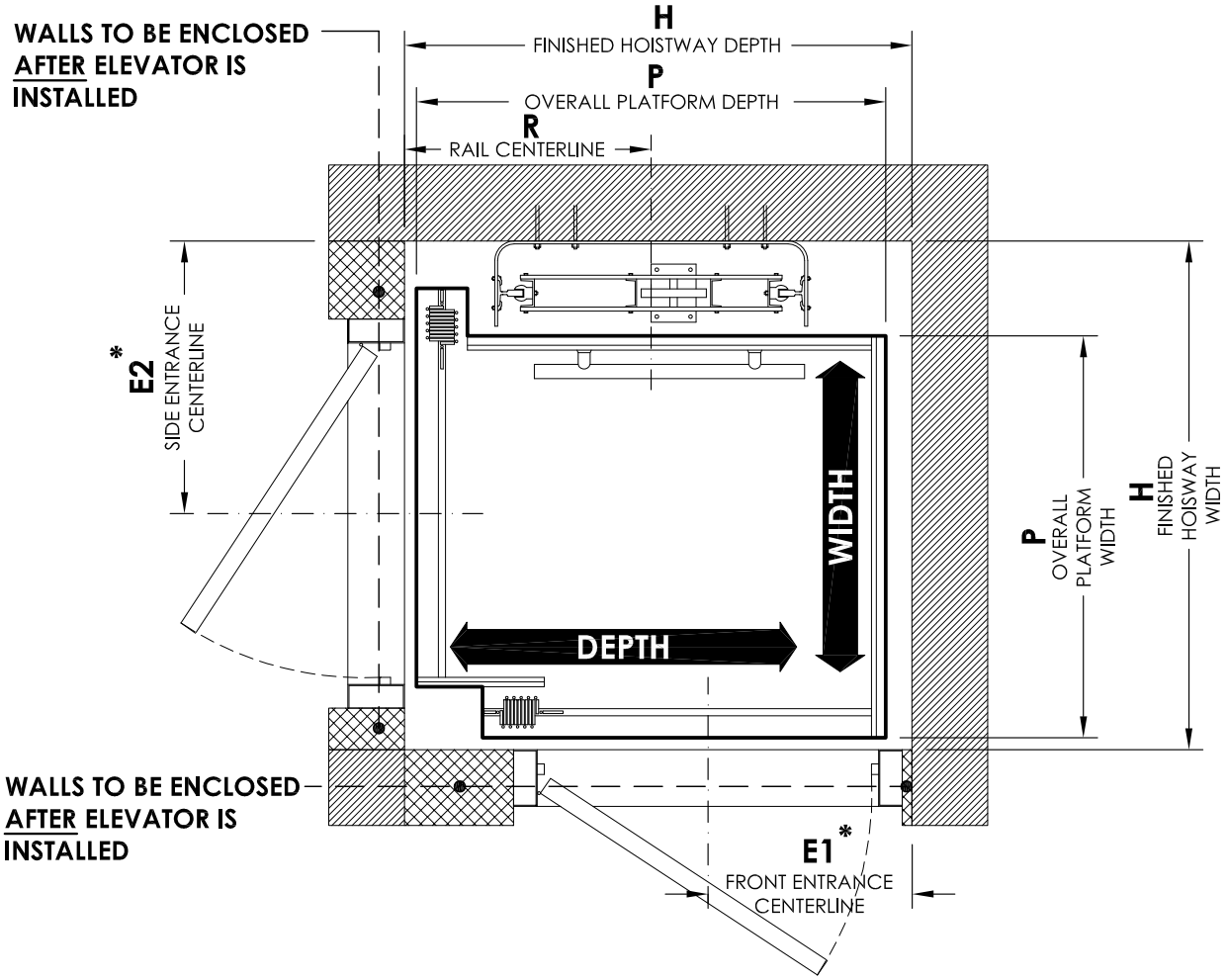

Cab Size (Width X Depth)	40" x 48" [1016mm x 1219mm]	40" x 54" [1016mm x 1372mm]	42" x 60" [1067mm x 1524mm]	48" x 60" [1219mm x 1524mm]
Finished Hoistway (H) Width x Depth	54 ⅜" x 53 ½" [1381 x 1359]	54 ⅜" x 59 ½" [1381 x 1511]	54 7/7" x 65 ½" [1394 x 1664]	60 ½" x 65 ½" [1537 x 1664]
Overall Platform (P) Width x Depth	42 ⅜" x 49 ½" [1076 x 1257]	42 ⅜" x 55 ½" [1076 x 1410]	42 7/7" x 61 ½" [1089 x 1562]	48 ½" x 61 ½" [1232 x 1562]
Entrance Centerline * (E1) (E2)	22" [559] 30" [762]	22" [559] 30" [762]	22" [559] 30" [762]	22" [559] 0" [762]
Rail Centerline (R)	26" [660]	29" [737]	32" [813]	32" [813]

*** ENTRANCE CENTRELINE NOTES:**

- FEDERAL ELEVATOR DOES NOT ACCEPT RESPONSIBILTY FOR THESE DIMENSIONS AS THEY WILL VARY DEPENDING ON HOW PLUMB AND STRAIGHT THE HOISTWAY HAS BEEN CONSTRUCTED.
- BARRICADES SHALL BE PROVIDED OUTSIDE EVERY OPENING TO HOISTWAY WHILE ELEVATOR IS BEING INSTALLED. BARRICADES SHALL BE ERECTED, MAINTAINED AND REMOVED BY OTHERS WHEN INSTALLATION WORK IS COMPLETE. THIS IS FOR SAFETY OF OTHER TRADES AND BUILDING OCCUPANTS.
- HALL ENTRANCES TO BE ENCLOSED **AFTER** ELEVATOR IS INSTALLED.

Type C Bifold Gate

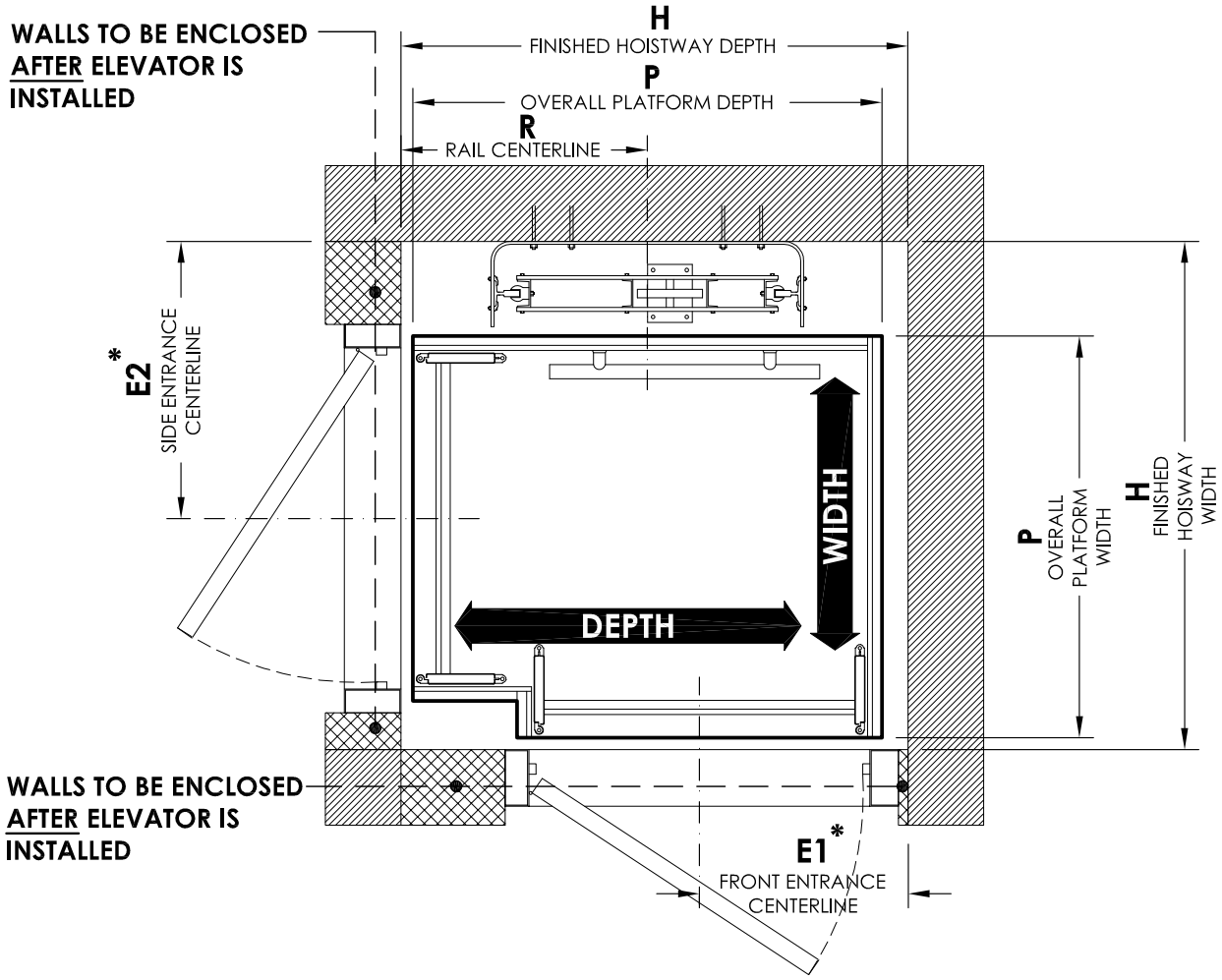

Cab Size (Width X Depth)	40" x 48" [1016mm x 1219mm]	40" x 54" [1016mm x 1372mm]	42" x 60" [1067mm x 1524mm]	48" x 60" [1219mm x 1524mm]
Finished Hoistway (H) Width x Depth	54 ⅜" x 53 ½" [1381 x 1359]	54 ⅜" x 59 ½" [1381 x 1511]	54 7/7" x 65 ½" [1394 x 1664]	60 ½" x 65 ½" [1537 x 1664]
Overall Platform (P) Width x Depth	42 ⅜" x 49 ½" [1076 x 1257]	42 ⅜" x 55 ½" [1076 x 1410]	42 7/7" x 61 ½" [1089 x 1562]	48 ½" x 61 ½" [1232 x 1562]
Entrance Centerline * (E1) (E2)	22" [559] 30" [762]	22" [559] 30" [762]	22" [559] 30" [762]	22" [559] 30" [762]
Rail Centerline (R)	26" [660]	29" [737]	32" [813]	32" [813]

*** ENTRANCE CENTRELINE NOTES:**

- FEDERAL ELEVATOR DOES NOT ACCEPT RESPONSIBILTY FOR THESE DIMENSIONS AS THEY WILL VARY DEPENDING ON HOW PLUMB AND STRAIGHT THE HOISTWAY HAS BEEN CONSTRUCTED.
- BARRICADES SHALL BE PROVIDED OUTSIDE EVERY OPENING TO HOISTWAY WHILE ELEVATOR IS BEING INSTALLED. BARRICADES SHALL BE ERECTED, MAINTAINED AND REMOVED BY OTHERS WHEN INSTALLATION WORK IS COMPLETE. THIS IS FOR SAFETY OF OTHER TRADES AND BUILDING OCCUPANTS.
- HALL ENTRANCES TO BE ENCLOSED **AFTER** ELEVATOR IS INSTALLED.

Type D

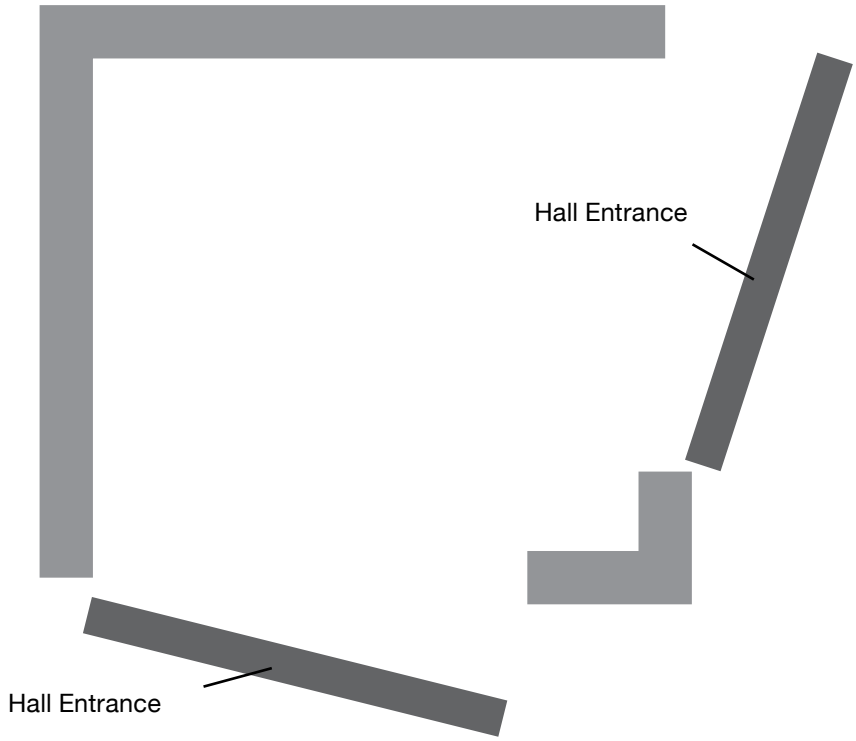

TWO POINTS OF ENTRY ON ALL LEVELS

Cab Gate options:

Accordion Doors

Bifold Doors

2 or 3 speed doors

* Please contact us directly for dimensions with this door option

Type D Accordion Gate

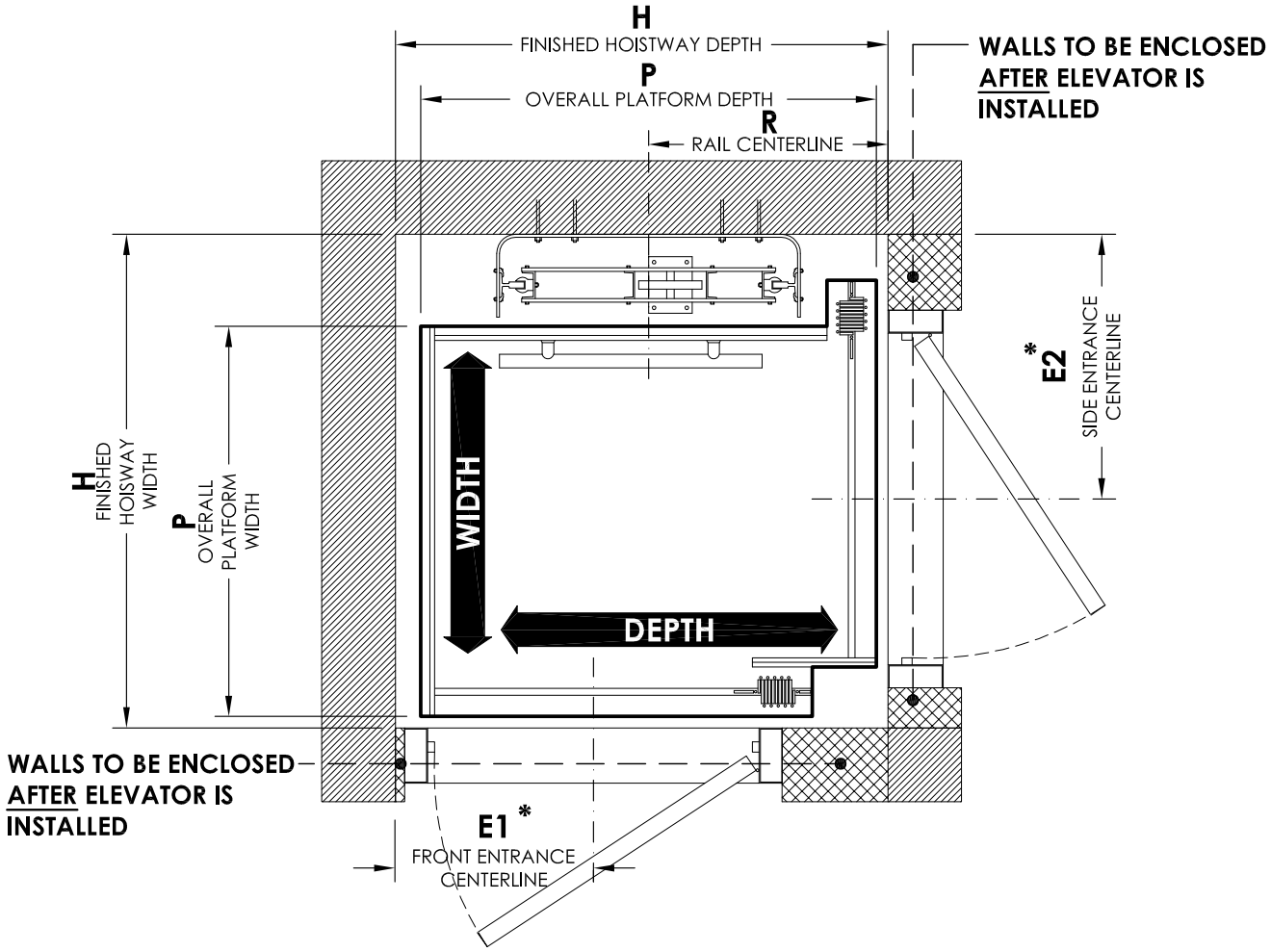

Cab Size (Width X Depth)	40" x 48" [1016mm x 1219mm]	40" x 54" [1016mm x 1372mm]	42" x 60" [1067mm x 1524mm]	48" x 60" [1219mm x 1524mm]
Finished Hoistway (H) Width x Depth	54 ⅜" x 53 ½" [1381 x 1359]	54 ⅜" x 59 ½" [1381 x 1511]	54 7/7" x 65 ½" [1394 x 1664]	60 ½" x 65 ½" [1537 x 1664]
Overall Platform (P) Width x Depth	42 ⅜" x 49 ½" [1076 x 1257]	42 ⅜" x 55 ½" [1076 x 1410]	42 7/7" x 61 ½" [1089 x 1562]	48 ½" x 61 ½" [1232 x 1562]
Entrance Centerline * (E1) (E2)	22" [559] 30" [762]	22" [559] 30" [762]	22" [559] 30" [762]	22" [559] 30" [762]
Rail Centerline (R)	26" [660]	29" [737]	32" [813]	32" [813]

*** ENTRANCE CENTRELINE NOTES:**

- FEDERAL ELEVATOR DOES NOT ACCEPT RESPONSIBILTY FOR THESE DIMENSIONS AS THEY WILL VARY DEPENDING ON HOW PLUMB AND STRAIGHT THE HOISTWAY HAS BEEN CONSTRUCTED.
- BARRICADES SHALL BE PROVIDED OUTSIDE EVERY OPENING TO HOISTWAY WHILE ELEVATOR IS BEING INSTALLED. BARRICADES SHALL BE ERECTED, MAINTAINED AND REMOVED BY OTHERS WHEN INSTALLATION WORK IS COMPLETE. THIS IS FOR SAFETY OF OTHER TRADES AND BUILDING OCCUPANTS.
- HALL ENTRANCES TO BE ENCLOSED **AFTER** ELEVATOR IS INSTALLED.

Type D Bifold Gate

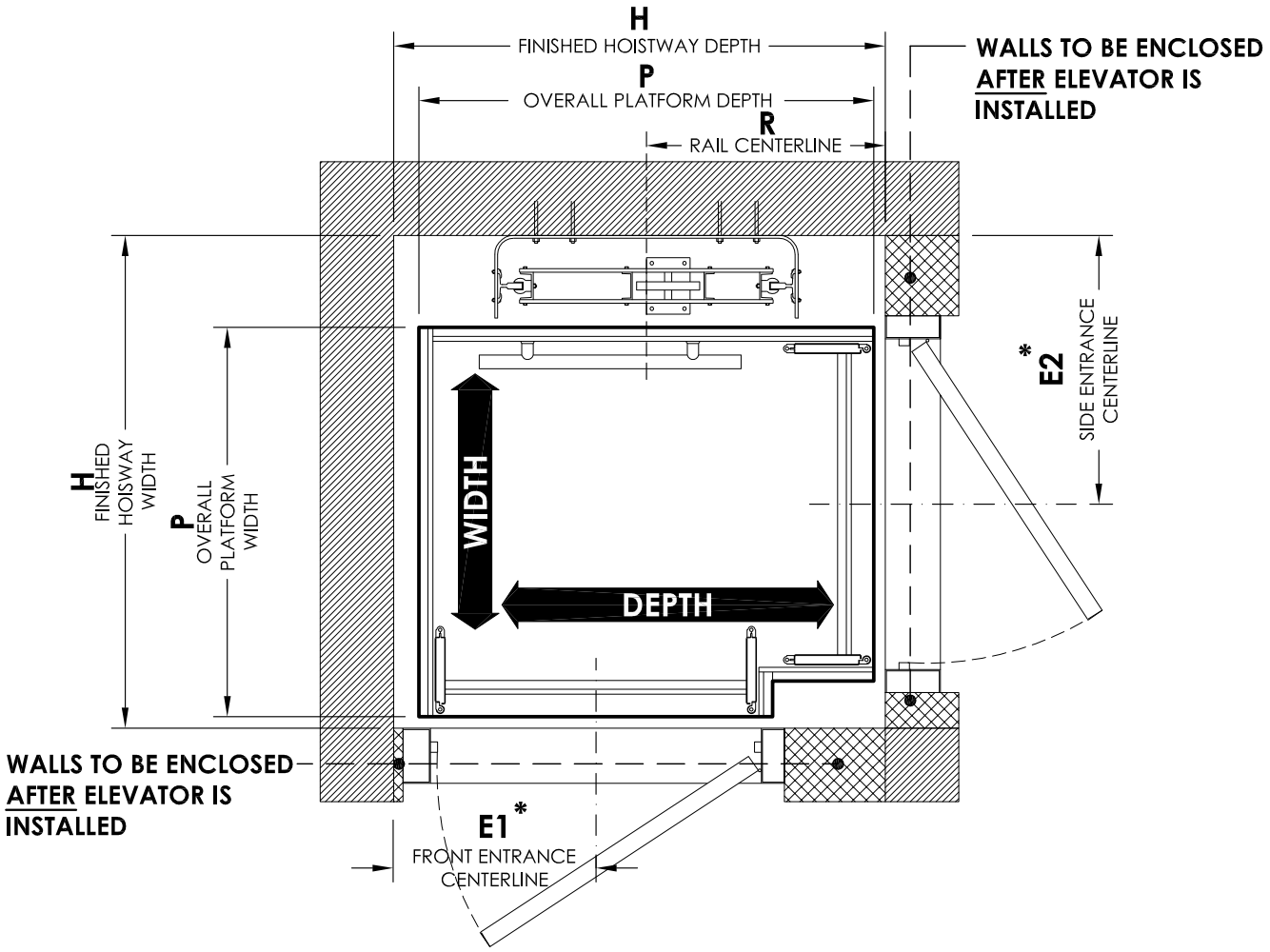

Cab Size (Width X Depth)	40" x 48" [1016mm x 1219mm]	40" x 54" [1016mm x 1372mm]	42" x 60" [1067mm x 1524mm]	48" x 60" [1219mm x 1524mm]
Finished Hoistway (H) Width x Depth	54 ⅜" x 53 ½" [1381 x 1359]	54 ⅜" x 59 ½" [1381 x 1511]	54 7/7" x 65 ½" [1394 x 1664]	60 ½" x 65 ½" [1537 x 1664]
Overall Platform (P) Width x Depth	42 ⅜" x 49 ½" [1076 x 1257]	42 ⅜" x 55 ½" [1076 x 1410]	42 7/7" x 61 ½" [1089 x 1562]	48 ½" x 61 ½" [1232 x 1562]
Entrance Centerline * (E1) (E2)	22" [559] 30" [762]	22" [559] 30" [762]	22" [559] 30" [762]	22" [559] 0" [762]
Rail Centerline (R)	26" [660]	29" [737]	32" [813]	32" [813]

*** ENTRANCE CENTRELINE NOTES:**

- FEDERAL ELEVATOR DOES NOT ACCEPT RESPONSIBILTY FOR THESE DIMENSIONS AS THEY WILL VARY DEPENDING ON HOW PLUMB AND STRAIGHT THE HOISTWAY HAS BEEN CONSTRUCTED.
- BARRICADES SHALL BE PROVIDED OUTSIDE EVERY OPENING TO HOISTWAY WHILE ELEVATOR IS BEING INSTALLED. BARRICADES SHALL BE ERECTED, MAINTAINED AND REMOVED BY OTHERS WHEN INSTALLATION WORK IS COMPLETE. THIS IS FOR SAFETY OF OTHER TRADES AND BUILDING OCCUPANTS.
- HALL ENTRANCES TO BE ENCLOSED **AFTER** ELEVATOR IS INSTALLED.

Type E

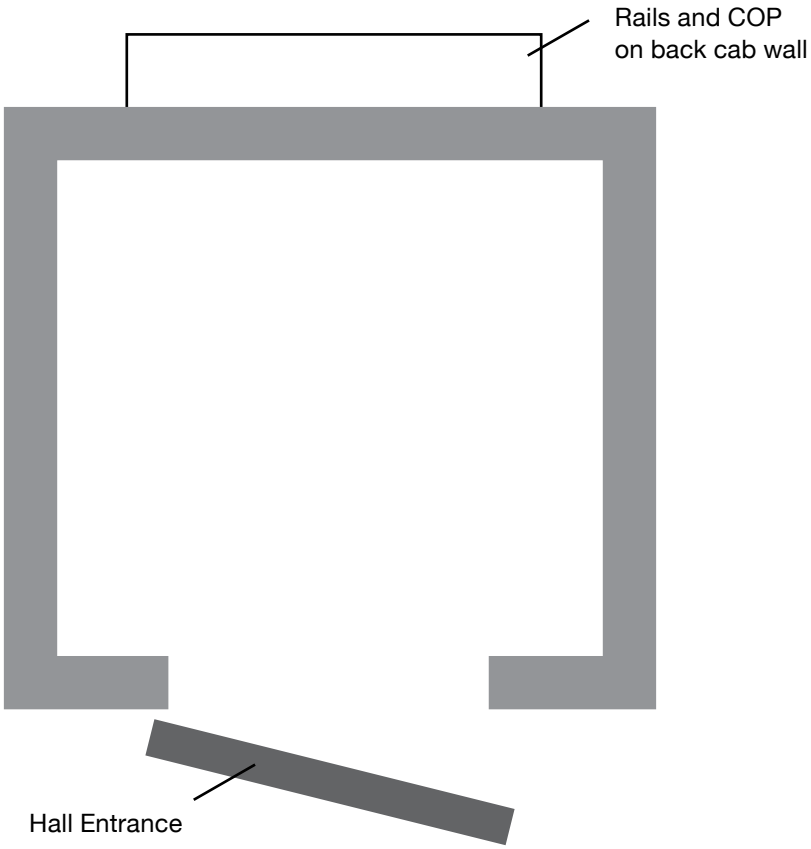

ONE POINT OF ENTRY
RAILS AND COP ON BACK WALL

Cab Gate options:

Accordion Doors



Bifold Doors

2 or 3 speed doors

* Please contact us directly for dimensions with this door option

Type E Accordion Gate

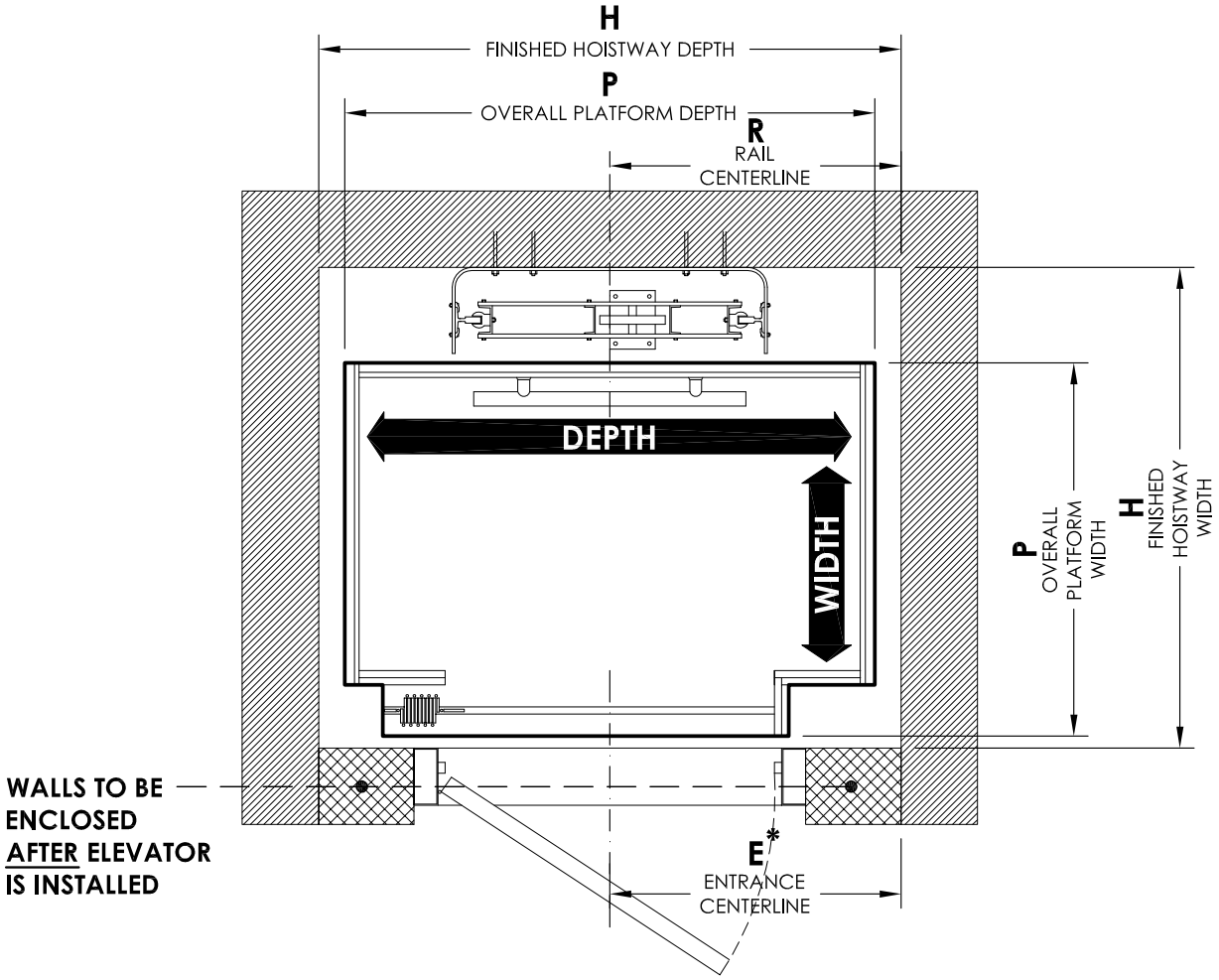

Cab Size (Width X Depth)	36" x 48" [915mm x 1220mm]	36" x 54" [915mm x 1375mm]	36" x 60" [915mm x 1525mm]	40" x 54" [1015mm x 1375mm]	42" x 60" [1065mm x 1525mm]	48" x 60" [1220mm x 1525mm]
Finished Hoistway (H) Width x Depth	49 ½" x 55" [1257 x 1397]	49 ½" x 61" [1257 x 1549]	49 ½" x 67" [1257 x 1702]	53 ½" x 61" [1359 x 1549]	53 ½" x 67" [1359 x 1702]	60 ½" x 67" [1537 x 1702]
Overall Platform (P) Width x Depth	37 ½" x 49 ½" [953 x 1257]	37 ½" x 55 ½" [953 x 1410]	37 ½" x 61 ½" [953 x 1562]	41 ½" x 55 ½" [1054 x 1410]	41 ½" x 61 ½" [1054 x 1562]	48 ½" x 61 ½" [1232 x 1562]
Entrance Centerline * (E)	27 ½" [699]	30 ½" [775]	33 ½" [851]	30 ½" [775]	33 ½" [851]	33 ½" [851]
Rail Centerline (R)	27 ½" [699]	30 ½" [775]	33 ½" [851]	30 ½" [775]	33 ½" [851]	33 ½" [851]

*** ENTRANCE CENTRELINE NOTES:**

- FEDERAL ELEVATOR DOES NOT ACCEPT RESPONSIBILTY FOR THESE DIMENSIONS AS THEY WILL VARY DEPENDING ON HOW PLUMB AND STRAIGHT THE HOISTWAY HAS BEEN CONSTRUCTED.
- BARRICADES SHALL BE PROVIDED OUTSIDE EVERY OPENING TO HOISTWAY WHILE ELEVATOR IS BEING INSTALLED. BARRICADES SHALL BE ERECTED, MAINTAINED AND REMOVED BY OTHERS WHEN INSTALLATION WORK IS COMPLETE. THIS IS FOR SAFETY OF OTHER TRADES AND BUILDING OCCUPANTS.
- HALL ENTRANCES TO BE ENCLOSED **AFTER** ELEVATOR IS INSTALLED.

Type E Left Accordion Gate

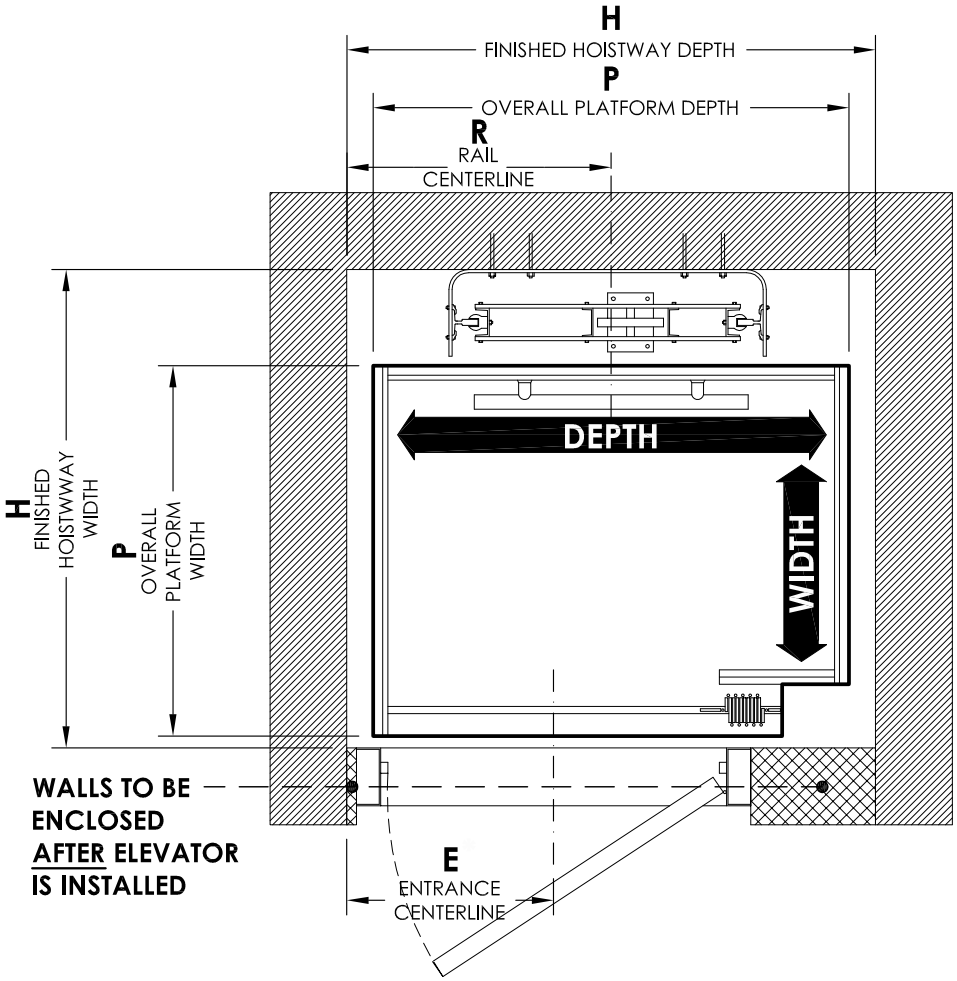

Cab Size (Width X Depth)	36" x 48" [915mm x 1220mm]	36" x 54" [915mm x 1375mm]	36" x 60" [915mm x 1525mm]	40" x 54" [1015mm x 1375mm]	42" x 60" [1065mm x 1525mm]	48" x 60" [1220mm x 1525mm]
Finished Hoistway (H) Width x Depth	49 ½" x 55" [1257 x 1397]	49 ½" x 61" [1257 x 1549]	49 ½" x 67" [1257 x 1702]	53 ½" x 61" [1359 x 1549]	53 ½" x 67" [1359 x 1702]	60 ½" x 67" [1537 x 1702]
Overall Platform (P) Width x Depth	37 ½" x 49 ½" [953 x 1257]	37 ½" x 55 ½" [953 x 1410]	37 ½" x 61 ½" [953 x 1562]	41 ½" x 55 ½" [1054 x 1410]	41 ½" x 61 ½" [1054 x 1562]	48 ½" x 61 ½" [1232 x 1562]
Entrance Centerline * (E)	27 ½" [546]	21 ½" [545]	21 ½" [545]	21 ½" [545]	21 ½" [545]	21 ½" [545]
Rail Centerline (R)	27 ½" [699]	30 ½" [775]	33 ½" [851]	30 ½" [775]	33 ½" [851]	33 ½" [851]

*** ENTRANCE CENTRELINE NOTES:**

- FEDERAL ELEVATOR DOES NOT ACCEPT RESPONSIBILTY FOR THESE DIMENSIONS AS THEY WILL VARY DEPENDING ON HOW PLUMB AND STRAIGHT THE HOISTWAY HAS BEEN CONSTRUCTED.
- BARRICADES SHALL BE PROVIDED OUTSIDE EVERY OPENING TO HOISTWAY WHILE ELEVATOR IS BEING INSTALLED. BARRICADES SHALL BE ERECTED, MAINTAINED AND REMOVED BY OTHERS WHEN INSTALLATION WORK IS COMPLETE. THIS IS FOR SAFETY OF OTHER TRADES AND BUILDING OCCUPANTS.
- HALL ENTRANCES TO BE ENCLOSED **AFTER** ELEVATOR IS INSTALLED.

Type E Right Accordion Gate

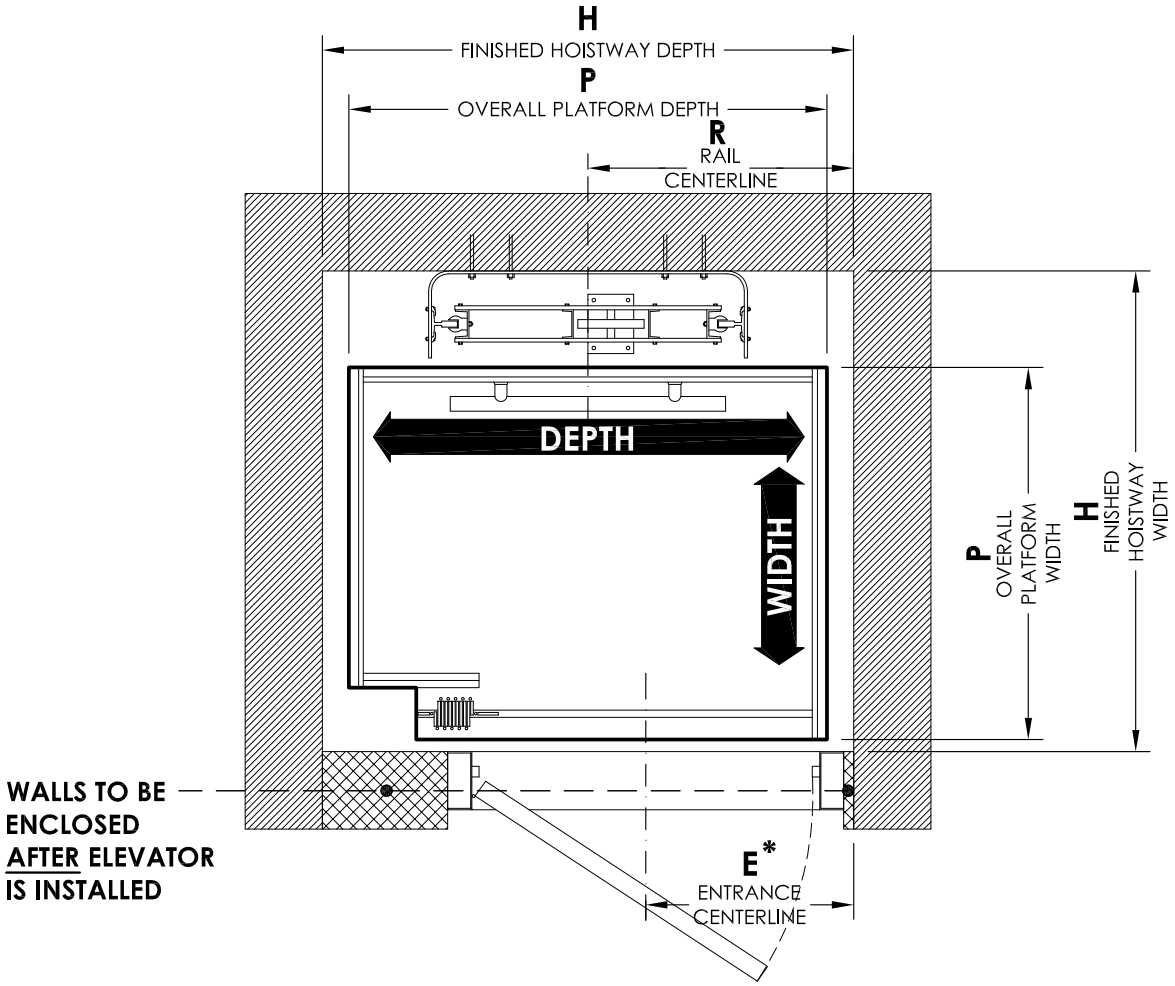

Cab Size (Width X Depth)	36" x 48" [915mm x 1220mm]	36" x 54" [915mm x 1375mm]	36" x 60" [915mm x 1525mm]	40" x 54" [1015mm x 1375mm]	42" x 60" [1065mm x 1525mm]	48" x 60" [1220mm x 1525mm]
Finished Hoistway (H) Width x Depth	49 ½" x 55" [1257 x 1397]	49 ½" x 61" [1257 x 1549]	49 ½" x 67" [1257 x 1702]	53 ½" x 61" [1359 x 1549]	53 ½" x 67" [1359 x 1702]	60 ½" x 67" [1537 x 1702]
Overall Platform (P) Width x Depth	37 ½" x 49 ½" [953 x 1257]	37 ½" x 55 ½" [953 x 1410]	37 ½" x 61 ½" [953 x 1562]	41 ½" x 55 ½" [1054 x 1410]	41 ½" x 61 ½" [1054 x 1562]	48 ½" x 61 ½" [1232 x 1562]
Entrance Centerline * (E)	27 ½" [699]	21 ½" [545]	21 ½" [545]	21 ½" [545]	21 ½" [545]	21 ½" [545]
Rail Centerline (R)	27 ½" [699]	30 ½" [775]	33 ½" [851]	30 ½" [775]	33 ½" [851]	33 ½" [851]

*** ENTRANCE CENTRELINE NOTES:**

- FEDERAL ELEVATOR DOES NOT ACCEPT RESPONSIBILTY FOR THESE DIMENSIONS AS THEY WILL VARY DEPENDING ON HOW PLUMB AND STRAIGHT THE HOISTWAY HAS BEEN CONSTRUCTED.
- BARRICADES SHALL BE PROVIDED OUTSIDE EVERY OPENING TO HOISTWAY WHILE ELEVATOR IS BEING INSTALLED. BARRICADES SHALL BE ERECTED, MAINTAINED AND REMOVED BY OTHERS WHEN INSTALLATION WORK IS COMPLETE. THIS IS FOR SAFETY OF OTHER TRADES AND BUILDING OCCUPANTS.
- HALL ENTRANCES TO BE ENCLOSED **AFTER** ELEVATOR IS INSTALLED.

Type E Bifold Gate

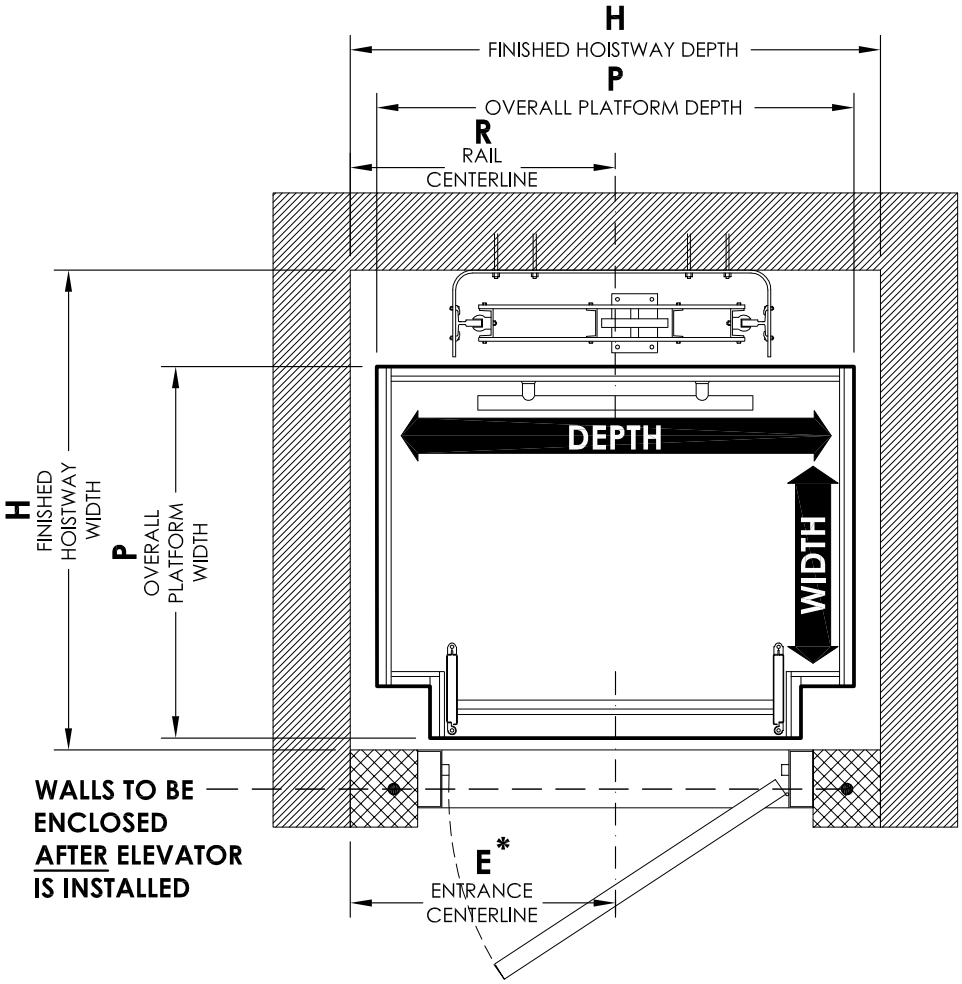

Cab Size (Width X Depth)	36" x 48" [915mm x 1220mm]	36" x 54" [915mm x 1375mm]	36" x 60" [915mm x 1525mm]	40" x 54" [1015mm x 1375mm]	42" x 60" [1065mm x 1525mm]	48" x 60" [1220mm x 1525mm]
Finished Hoistway (H) Width x Depth	55" x 49 ½" [1397 x 1257]	61" x 49 ½" [1549 x 1257]	67" x 49 ½" [1701.8 x 1257]	61" x 54 ⅜" [1549 x 1381]	67" x 54 ⅜" [1702 x 1381]	67" x 60 ½" [1702 x 1537]
Overall Platform (P) Width x Depth	49 ½" x 37 ½" [1257 x 953]	55 ½" x 37 ½" [1410 x 953]	61 ½" x 37 ½" [1562 x 1905]	55 ½" x 42 ⅜" [1410 x 1076]	61 ½" x 42 ⅜" [1562 x 1076]	61 ½" x 48 ½" [1562 x 1232]
Entrance Centerline * (E)	27 ½" [699]	30 ½" [775]	33 ½" [821]	30 ½" [775]	33 ½" [851]	33 ½" [851]
Rail Centerline (R)	27 ½" [699]	30 ½" [775]	33 ½" [851]	30 ½" [775]	3 ½" [851]	33 ½" [851]

*** ENTRANCE CENTRELINE NOTES:**

- FEDERAL ELEVATOR DOES NOT ACCEPT RESPONSIBILTY FOR THESE DIMENSIONS AS THEY WILL VARY DEPENDING ON HOW PLUMB AND STRAIGHT THE HOISTWAY HAS BEEN CONSTRUCTED.
- BARRICADES SHALL BE PROVIDED OUTSIDE EVERY OPENING TO HOISTWAY WHILE ELEVATOR IS BEING INSTALLED. BARRICADES SHALL BE ERECTED, MAINTAINED AND REMOVED BY OTHERS WHEN INSTALLATION WORK IS COMPLETE. THIS IS FOR SAFETY OF OTHER TRADES AND BUILDING OCCUPANTS.
- HALL ENTRANCES TO BE ENCLOSED **AFTER** ELEVATOR IS INSTALLED.

Type E Right Bifold Gate

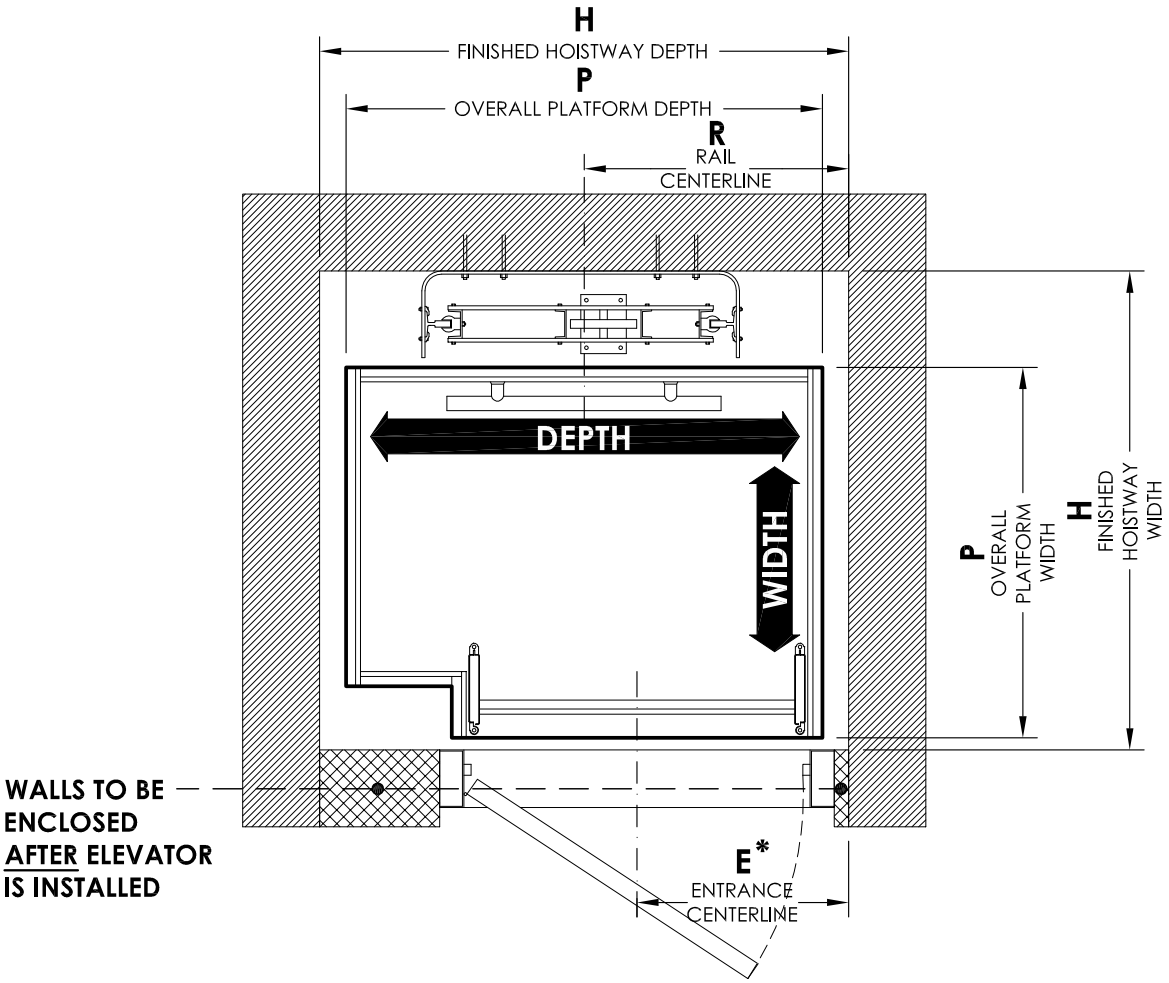

Cab Size (Width X Depth)	36" x 48" [915mm x 1220mm]	36" x 54" [915mm x 1375mm]	36" x 60" [915mm x 1525mm]	40" x 54" [1015mm x 1375mm]	42" x 60" [1065mm x 1525mm]	48" x 60" [1220mm x 1525mm]
Finished Hoistway (H) Width x Depth	49 ½" x 55" [1257 x 1397]	49 ½" x 61" [1257 x 1549]	49 ½" x 67" [1257 x 1702]	54 ⅜" x 61" [1381 x 1549]	54 ⅜" x 67" [1381 x 1702]	60 ½" x 67" [1537 x 1702]
Overall Platform (P) Width x Depth	37 ½" x 49 ½" [953 x 1257]	37 ½" x 55 ½" [953 x 1410]	37 ½" x 61 ½" [953 x 1562]	49 ⅜" x 55 ½" [1254 x 1410]	42 ⅜" x 61 ½" [1076 x 1562]	48 ½" x 61 ½" [1232 x 1562]
Entrance Centerline * (E)	22" [560]	22" [560]	22" [560]	22" [560]	22" [560]	22" [560]
Rail Centerline (R)	27 ½" [699]	30 ½" [775]	33 ½" [851]	30 ½" [775]	33 ½" [851]	33 ½" [851]

*** ENTRANCE CENTRELINE NOTES:**

- FEDERAL ELEVATOR DOES NOT ACCEPT RESPONSIBILTY FOR THESE DIMENSIONS AS THEY WILL VARY DEPENDING ON HOW PLUMB AND STRAIGHT THE HOISTWAY HAS BEEN CONSTRUCTED.
- BARRICADES SHALL BE PROVIDED OUTSIDE EVERY OPENING TO HOISTWAY WHILE ELEVATOR IS BEING INSTALLED. BARRICADES SHALL BE ERECTED, MAINTAINED AND REMOVED BY OTHERS WHEN INSTALLATION WORK IS COMPLETE. THIS IS FOR SAFETY OF OTHER TRADES AND BUILDING OCCUPANTS.
- HALL ENTRANCES TO BE ENCLOSED **AFTER** ELEVATOR IS INSTALLED.

Type E Left Bifold Gate

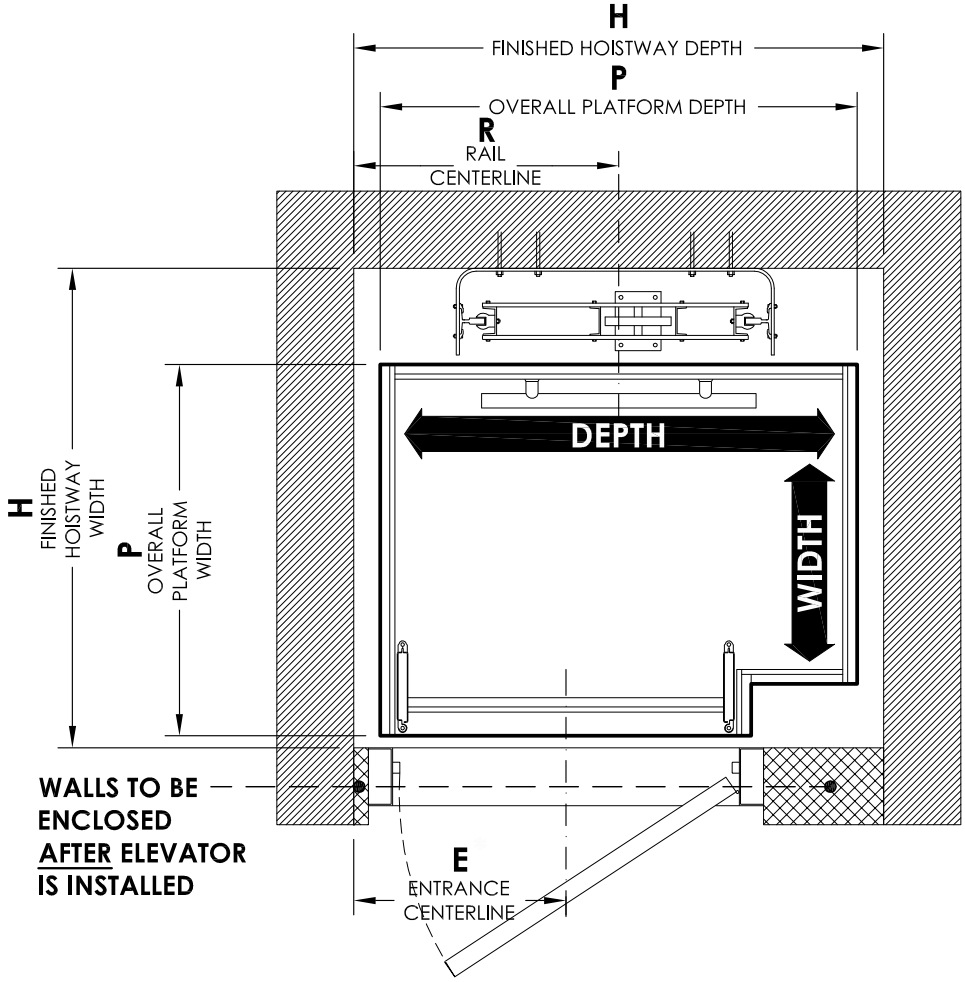

Cab Size (Width X Depth)	36" x 48" [915mm x 1220mm]	36" x 54" [915mm x 1375mm]	36" x 60" [915mm x 1525mm]	40" x 54" [1015mm x 1375mm]	42" x 60" [1065mm x 1525mm]	48" x 60" [1220mm x 1525mm]
Finished Hoistway (H) Width x Depth	49 ½" x 55" [1257 x 1397]	49 ½" x 61" [1257 x 1549]	49 ½" x 67" [1257 x 1702]	54 ⅜" x 61" [1381 x 1549]	54 ⅜" x 67" [1381 x 1702]	60 ½" x 67" [1537 x 1702]
Overall Platform (P) Width x Depth	37 ½" x 49 ½" [953 x 1257]	37 ½" x 55 ½" [953 x 1410]	37 ½" x 61 ½" [953 x 1562]	49 ⅜" x 55 ½" [1254 x 1410]	42 ⅜" x 61 ½" [1076 x 1562]	48 ½" x 61 ½" [1232 x 1562]
Entrance Centerline * (E)	22" [560]	22" [560]	22" [560]	22" [560]	22" [560]	22" [560]
Rail Centerline (R)	27 ½" [699]	30 ½" [775]	33 ½" [851]	30 ½" [775]	33 ½" [851]	33 ½" [851]

*** ENTRANCE CENTRELINE NOTES:**

- FEDERAL ELEVATOR DOES NOT ACCEPT RESPONSIBILTY FOR THESE DIMENSIONS AS THEY WILL VARY DEPENDING ON HOW PLUMB AND STRAIGHT THE HOISTWAY HAS BEEN CONSTRUCTED.
- BARRICADES SHALL BE PROVIDED OUTSIDE EVERY OPENING TO HOISTWAY WHILE ELEVATOR IS BEING INSTALLED. BARRICADES SHALL BE ERECTED, MAINTAINED AND REMOVED BY OTHERS WHEN INSTALLATION WORK IS COMPLETE. THIS IS FOR SAFETY OF OTHER TRADES AND BUILDING OCCUPANTS.
- HALL ENTRANCES TO BE ENCLOSED **AFTER** ELEVATOR IS INSTALLED.



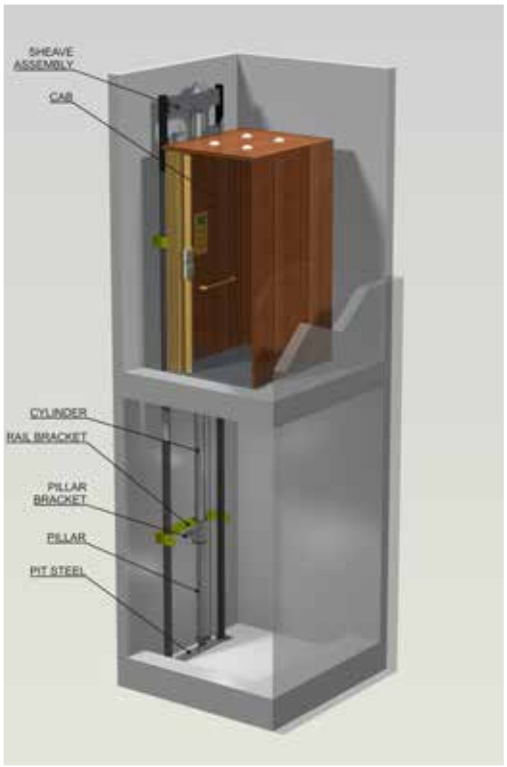

FEDERAL ELEVATOR

1090 Lorimar Drive
Mississauga, ON L5S 2A1

Tel 905.458.4015

Toll 1.888.785.5438

Fax 905.670.0017

LinkedIn

www.federalelevator.com